પ્રજ્ઞા

ગણિત સ્વઅધ્યયનપોથી

ધોરણ ૧





નિર્માણ

ગુજરાત શૈક્ષણિક
સંશોધન અને તાલીમ પરિષદ
ગાંધીનગર

ગુજરાત શાળા શિક્ષણ પરિષદ
સમગ્ર શિક્ષા,
સેક્ટર-૧૭, ગાંધીનગર.
ટોલ ફ્રી નં. ૧૮૦૦-૨૩૩-૭૯૬૫

મુદ્રણ

ગુજરાત રાજ્ય શાળા
પાઠ્યપુસ્તક મંડળ
ગાંધીનગર

પ્રજ્ઞા

ગણિત સ્વઅધ્યયનપોથી

ધોરણ ૧





વિદ્યાર્થીનું નામ : _____

શાળાનું નામ : _____

_____

પ્રેરણા

ડૉ. રતનકંવર એચ. ગઢવીચારણ (IAS)
સ્ટેટ પ્રોજેક્ટ ડાયરેક્ટર,
સમગ્ર શિક્ષા, ગાંધીનગર

શ્રી પ્રકાશ કે. ત્રિવેદી
સચિવ
સમગ્ર શિક્ષા, ગાંધીનગર

શ્રીમતી જયશ્રી દેવાંગન(IAS)
એડી. સ્ટેટ પ્રોજેક્ટ ડાયરેક્ટર,
સમગ્ર શિક્ષા, ગાંધીનગર

ડૉ. પી. એ. જલુ
નિયામક
જી.સી.ઈ.આર.ટી. ગાંધીનગર

માર્ગદર્શન

ડૉ. હરેશ ચૌધરી
અભ્યાસક્રમ કો-ઓર્ડિનેટર,
રીચ ટુ ટીચ
જી.સી.ઈ.આર.ટી.,ગાંધીનગર

ડૉ. મહેન્દ્ર ચોટલિયા
નિવૃત્ત અધ્યક્ષ
શિક્ષણ વિભાગ, એસ.પી. યુનિવર્સિટી,
વલ્લભ વિદ્યાનગર

દિનેશકુમાર દેસાઈ
મદદનીશ શાસનાધિકારી
નગર પ્રાથમિક શિક્ષણ સમિતિ,
અમદાવાદ કોર્પોરેશન

: લેખન-સંપાદન :

સુચિતકુમાર પ્રજાપતિ
અશોકભાઈ પરમાર
રાધાબેન યાદવ
અમિતભાઈ શાહ
ડૉ. વિજય પટેલ
ઉમાકાંત રાજ્યગુરુ
પીયૂષભાઈ સુથાર

સંજયભાઈ પટેલ
રાજેશભાઈ પટેલ
વિરાગભાઈ ગરાલા
ડૉ. સંજય શાહ
ચિંતન શાહ
પ્રકાશભાઈ ભટ્ટી
પરેશકુમાર દલસાણિયા

પ્રકાશચંદ્ર સુથાર
મનિષકુમાર પરમાર
એમ. એ. શેખ
ભરતકુમાર પ્રજાપતિ
કલ્પેશભાઈ પટેલ
ધર્મેશકુમાર રામાનુજ
અનિલકુમાર ઉપાધ્યાય

: સહયોગ:

અક્ષરા ફાઉન્ડેશન | લેંગ્વેજ એન્ડ લર્નીંગ ફાઉન્ડેશન | રીચ ટુ ટીચ | સેન્ટ્રલ સ્કવેર ફાઉન્ડેશન

પ્રજ્ઞા વિષય : ગણિત

(ધોરણ ૧)

પ્રજ્ઞા સાહિત્ય ડાઉનલોડ કરવા માટેની લીંક

http://samagrashiksha.ssagujarat.org/en/Pragna-an-ABL-Approach-Module

સ્વઅધ્યયનપોથી વિશે...

સમગ્ર રાજ્યમાં NCERT દ્વારા તૈયાર કરવામાં આવેલ અભ્યાસક્રમ અમલી બનેલ છે. આપણે ત્યાં વર્ષ ૨૦૧૦ થી પ્રજ્ઞા અભિગમ અમલી છે. વર્ષ ૨૦૧૮ થી રાજ્યની તમામ સરકારી પ્રાથમિક શાળાઓ અને ઉચ્ચ પ્રાથમિક સહિતની સરકારી પ્રાથમિક શાળાઓના ધોરણ ૧-૨ માં NCERT ના અભ્યાસક્રમ મુજબ પ્રજ્ઞા અભિગમ અમલી બનેલ છે.

પ્રજ્ઞા અભિગમમાં વિદ્યાર્થીને શીખવા માટે અભ્યાસકાર્ડ મહત્ત્વનું સાધન છે. તદ્ઉપરાંત જયાં-જયાં લેખનકાર્ય છે, ત્યાં સ્વઅધ્યયનપોથી બીજું અગત્યનું સાધન છે. સ્વઅધ્યયનપોથીમાં જે અભ્યાસકાર્ડનો ભાગ મૂકવામાં આવેલ છે, તે શીખવાના ચોક્કસ ક્રમમાં મૂકવામાં આવેલ છે.

અહીં શિક્ષક પાસે સ્વઅધ્યયનપોથી માટે સવિશેષ અપેક્ષાઓ છે જેમ કે,

- લેડરના ક્રમમાં જયાં લેખન આવે ત્યાં જ સ્વઅધ્યયનપોથીનો ઉપયોગ કરાવવો.
- વિદ્યાર્થીના જે-જે અભ્યાસકાર્ડનું સ્વઅધ્યયનપોથીનું કાર્ય પૂર્ણ થાય તેની તરત જ ચકાસણી કરવી. જરૂર જણાય તો નિદાન ઉપચારની કામગીરી કરવી તથા તેમાં તારીખ અને સહી અવશ્ય કરવી.
- સપ્તાહના અંતિમ દિવસો (શનિવાર - રવિવાર)માં સ્વઅધ્યયનપોથી વિદ્યાર્થીના વાલીને જોવા માટે તથા વિદ્યાર્થીની પ્રગતિને જાણવા માટે ઘરે આપવાની રહેશે. વાલીના પ્રતિભાવ મેળવવા પ્રયાસ કરવો. સપ્તાહના પ્રથમ દિવસે સ્વઅધ્યયનપોથી વર્ગમાં પરત આવે તે જરૂરી બનશે.

આ ઉપરાંત વાલી પાસે પણ સ્વઅધ્યયનપોથી અંગે કેટલીક અપેક્ષાઓ છે જેમ કે,

- સ્વઅધ્યયનપોથીમાં પોતાનું બાળક શું શીખી રહ્યું છે તે જાણે.
- તે જે-જે બાબત શીખ્યા છે, તેજ પ્રમાણે સ્વઅધ્યયનપોથીમાં લેખન થઈ રહ્યું છે કે નહીં તે જાણે.
- વાલી પોતે વિદ્યાર્થીની પ્રગતિ અંગેના પ્રતિભાવ આપે.

આશા છે, વિદ્યાર્થીના ગણિત અંગેના બહિર્મુખી વિકાસમાં સ્વઅધ્યયનપોથી ઉપકારક બનશે.

અનુક્રમણિકા

એકમ	એકમનું નામ	પેજ નં.
૧	આકૃતિ અને સ્થાન	૧
૨	૧ થી ૫ સુધીની સંખ્યાઓ	૨૦
૩	૬ થી ૯ સુધીની સંખ્યાઓ	૨૯
૪	સરવાળો	૪૭
૫	બાદબાકી	૫૭
૬	૧૦ થી ૨૦ સુધીની સંખ્યાઓ	૬૫
૭	સમય	૮૪
૮	માપન	૮૭
૯	૨૧ થી ૫૦ સુધીની સંખ્યાઓ	૧૦૨
૧૦	અંકોનો ઉપયોગ	૧૦૭
૧૧	પેટર્ન	૧૦૯
૧૨	૫૧ થી ૧૦૦ સુધીની સંખ્યાઓ	૧૧૫
૧૩	નાણું	૧૨૧
૧૪	કેટલા ?	૧૨૬

નોંધ :

- શિક્ષકશ્રીએ તમામ લેખનકાર્ય ચકાસીને સહી કરવી.
- નિદાનકાર્ય કરીને જરૂરી અનુકાર્ય કરવું.

એકમ ૧

૨

પ્યાલાની બહાર રહેલ વસ્તુ પર ✓ કરો.

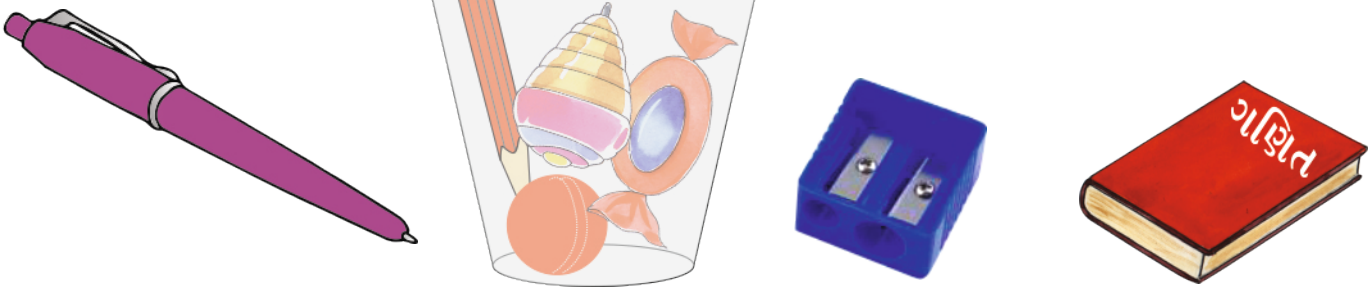

કબાટની અંદર રહેલ વસ્તુ પર ✓ કરો.

તારીખ : _____

શિક્ષકની સહી : _____

૪

નાનું - મોટું

મોટા પર ✓ કરો.

નાના પર ✓ કરો.

નાના પૈડા પર ✓ કરો.

સૌથી નાનું - સૌથી મોટું

સૌથી નાના ઝાડ પર ✓ કરો.



સૌથી મોટા પ્રાણી પર ✓ કરો.

સૌથી નાના ફળ પર ✓ કરો.



સૌથી મોટા પરપોટા પર ✓ કરો.

૫

ઉપર - નીચે

સૌથી ઉપરના માટલા પર ✓ કરો.

પગથિયામાં નીચે ઊભેલા પ્રાણી પર ✓ કરો.



૫

ઘરથી નજીકની ચકલી પર ✓ કરો.

ઝાડથી દૂરની બિલાડી પર ✓ કરો.

તારીખ : _____

શિક્ષકની સહી : _____

૯

સૌથી નજીક - સૌથી દૂર

ઝાડથી સૌથી દૂરના ગલૂડિયા પર ✓ કરો.



પક્ષીથી સૌથી નજીકના ઝાડ પર ✓ કરો.

મોટી વસ્તુમાં રંગ પૂરો.



નાની વસ્તુમાં રંગ પૂરો.



સૌથી મોટી વસ્તુ પર ✓ કરો.

સૌથી નાના પ્રાણી પર ✓ કરો.



તારીખ : _____

શિક્ષકની સહી : _____

૭

ઉપર બેઠેલ પક્ષી પર ✓ કરો.



નીચે બેઠેલા વાંદરા પર ✓ કરો.



તારીખ : _____

શિક્ષકની સહી : _____

૭

ઘરથી સૌથી દૂરની સાઇકલ પર ✓ કરો.



શાળાની સૌથી નજીકના ઝાડ પર ✓ કરો.

પુલની નીચેની કાર પર ✓ કરો.

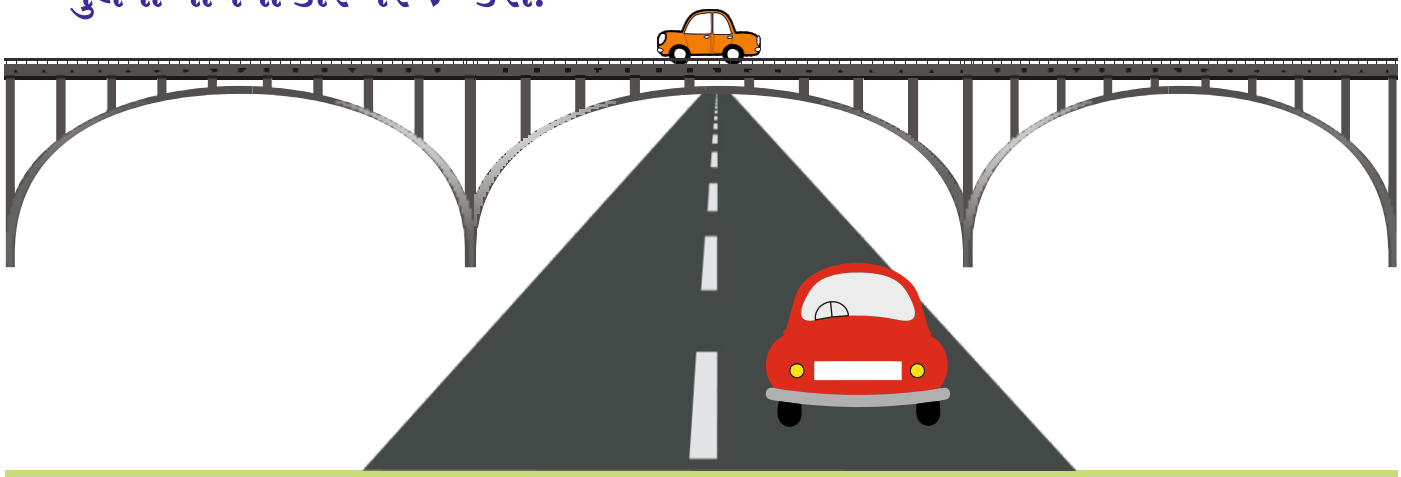

ટેબલ ઉપરની ચોપડી પર ✓ કરો.

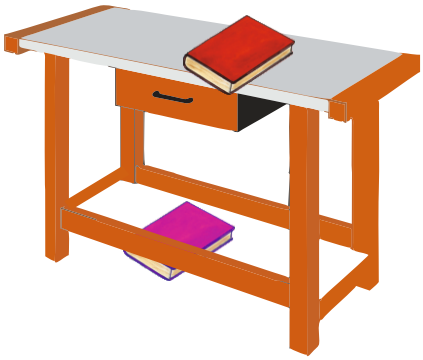

તારીખ : _____

શિક્ષકની સહી : _____

૧૧

વર્ગીકરણ

એક સરખા આકારોનું વર્ગીકરણ કરો.

એક સરખા આકારની વસ્તુઓની જોડી બનાવો.



આપણી આસપાસના આકારો

આપેલ વસ્તુઓને તેના આકાર મુજબ ગુલાબી કે પીળા બોકસ સાથે જોડો.



લીટી દોરીને સરખા આકારોને જોડો.

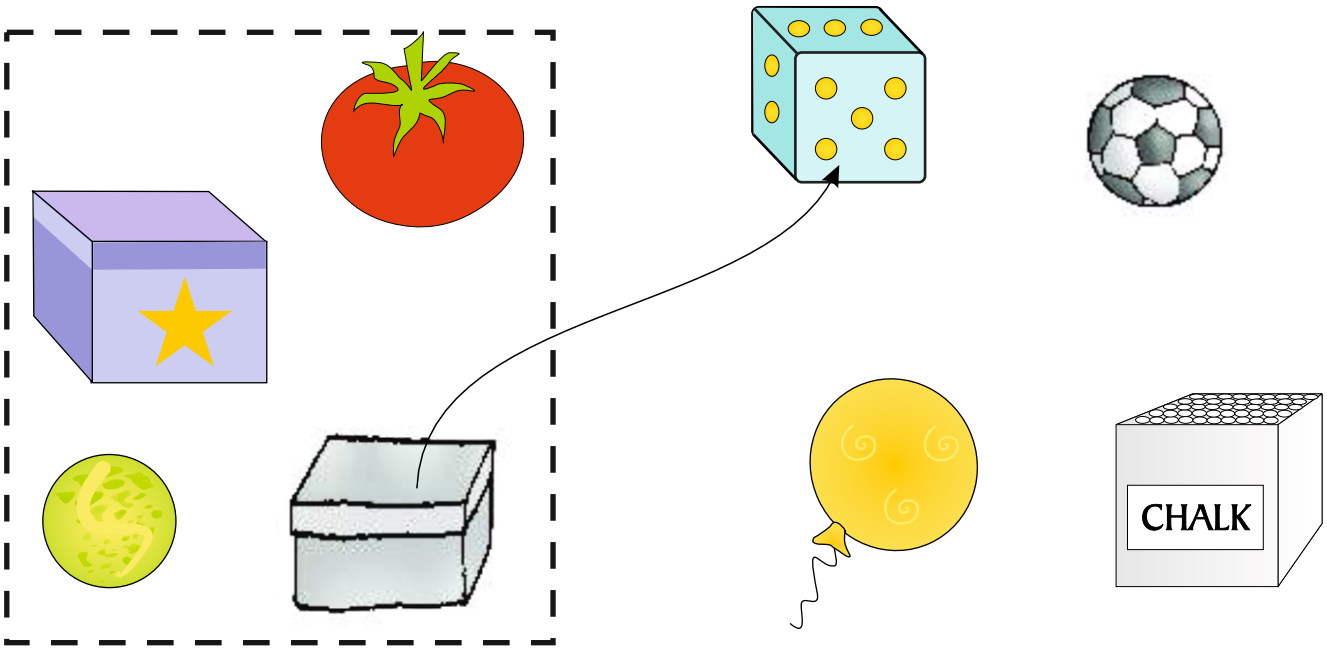

આકારની વસ્તુઓમાં રંગ પૂરો.



આકારની વસ્તુઓમાં રંગ પૂરો.



આકારની વસ્તુઓમાં રંગ પૂરો.



૧૪

ગબડવું - સરકવું

ગબડતી વસ્તુઓ પર ✓ કરો.





સરકતી વસ્તુઓ પર ✓ કરો.





આકૃતિઓ

સમાન માપની આકૃતિઓને જોડીને તેમાં એક સરખા રંગ પૂરો.



તારીખ : _____

શિક્ષકની સહી : _____

સમાન આકૃતિઓને જોડીને તેમાં એક સરખા રંગ પૂરો.

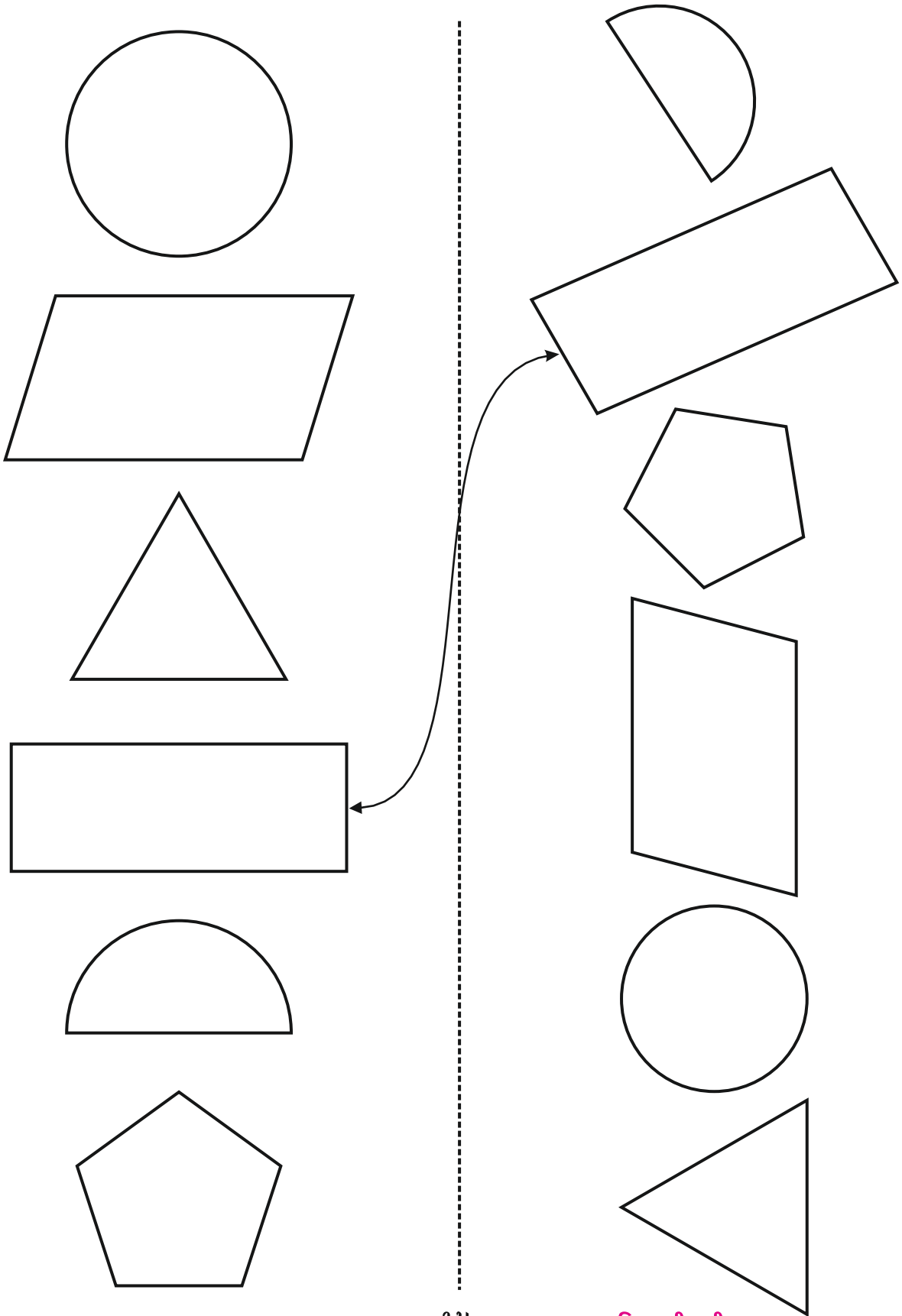

તારીખ : _____

શિક્ષકની સહી : _____

૧૬

સૌથી નાની આકૃતિમાં રંગ પૂરો.









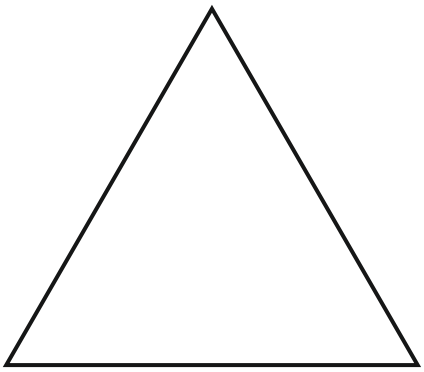
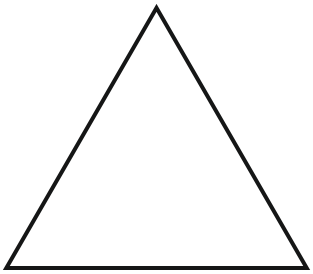
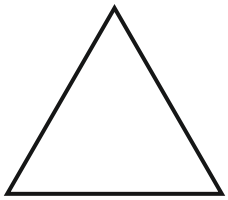

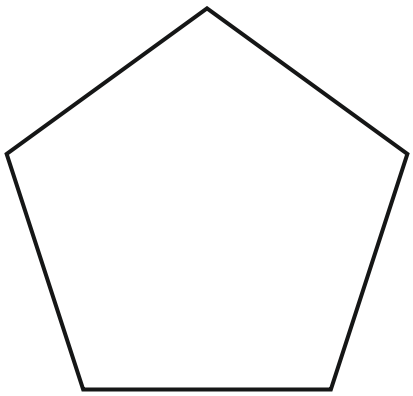
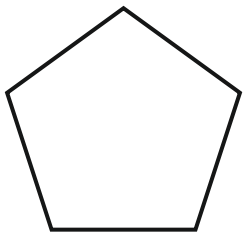
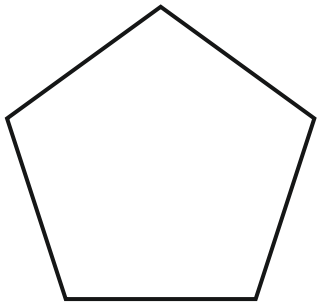

તારીખ : _____

શિક્ષકની સહી : _____

સમાન આકૃતિઓની જોડ બનાવો.



તારીખ : _____

શિક્ષકની સહી : _____

૧૭

માં લીલો, માં લાલ અને માં વાદળી રંગ પૂરો.

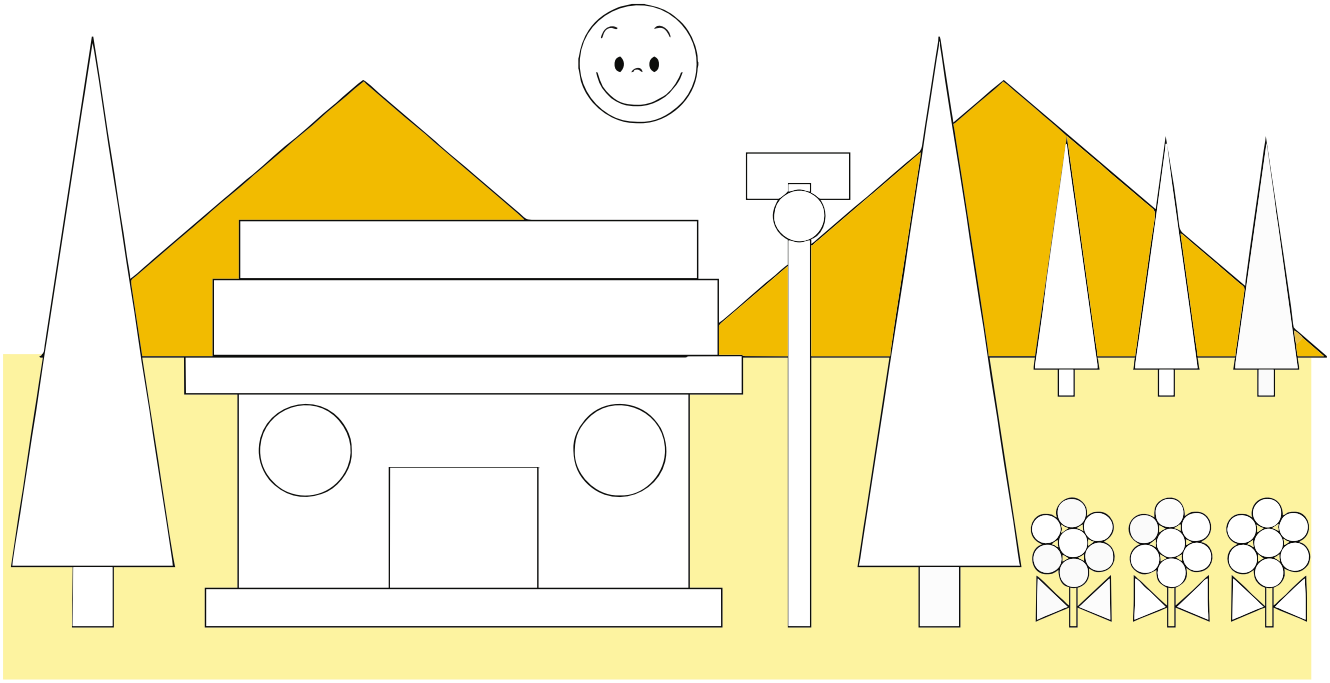

માં લીલો, માં લાલ અને માં વાદળી રંગ પૂરો.

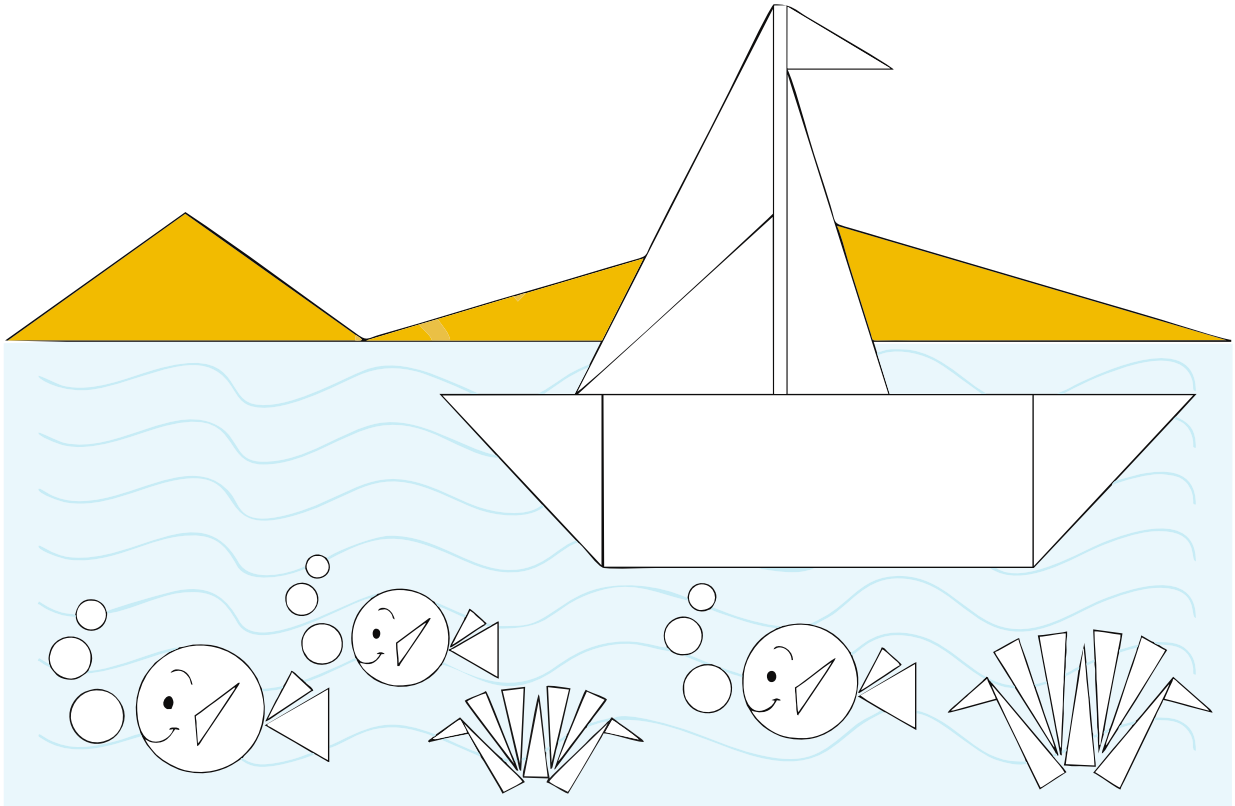

સ્વઅધ્યયનપોથીના પાછળના ભાગમાં આપેલ આકૃતિઓ કાપીને નીચેના ચિત્ર પર ચોંટાડો.

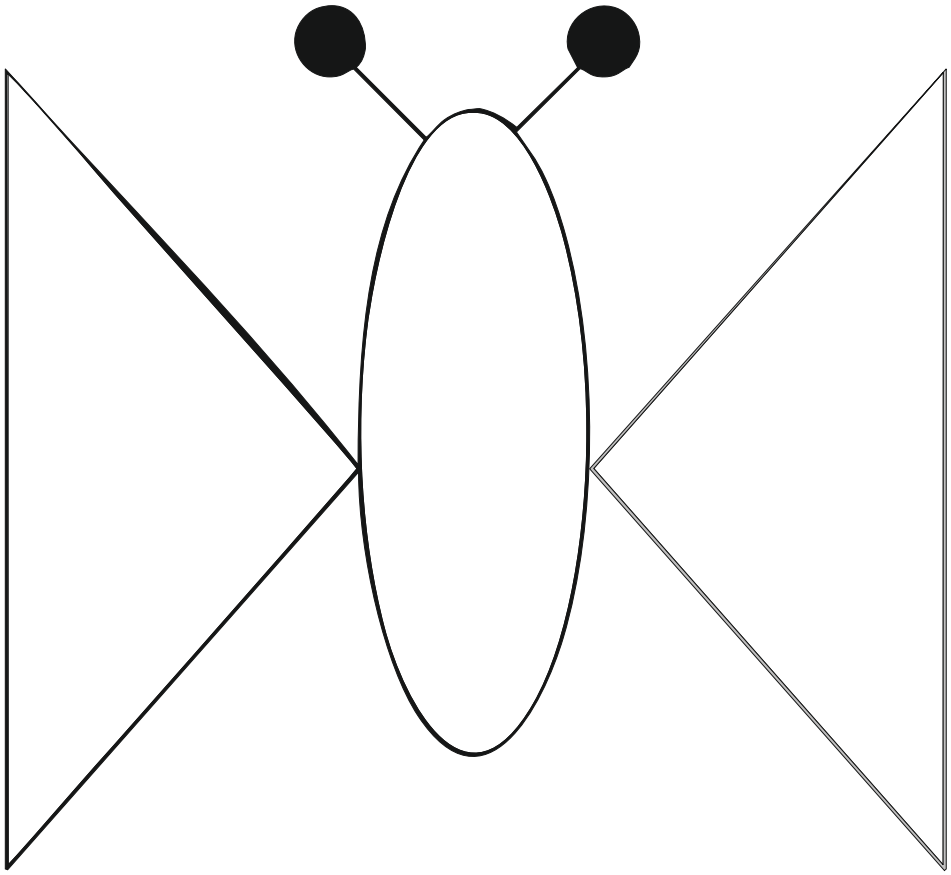

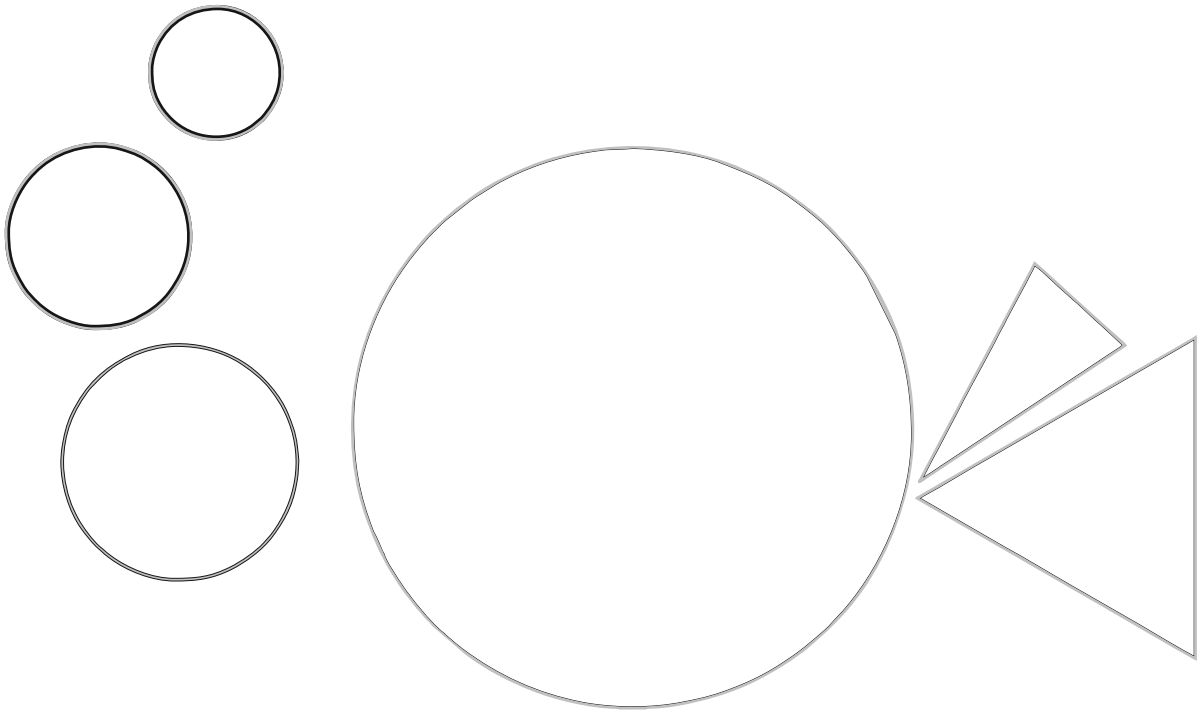

એકમ ૨

એક સાથે એક

3

● ઉદાહરણ મુજબ એક ચિત્રને એક ચિત્ર સાથે જોડો.

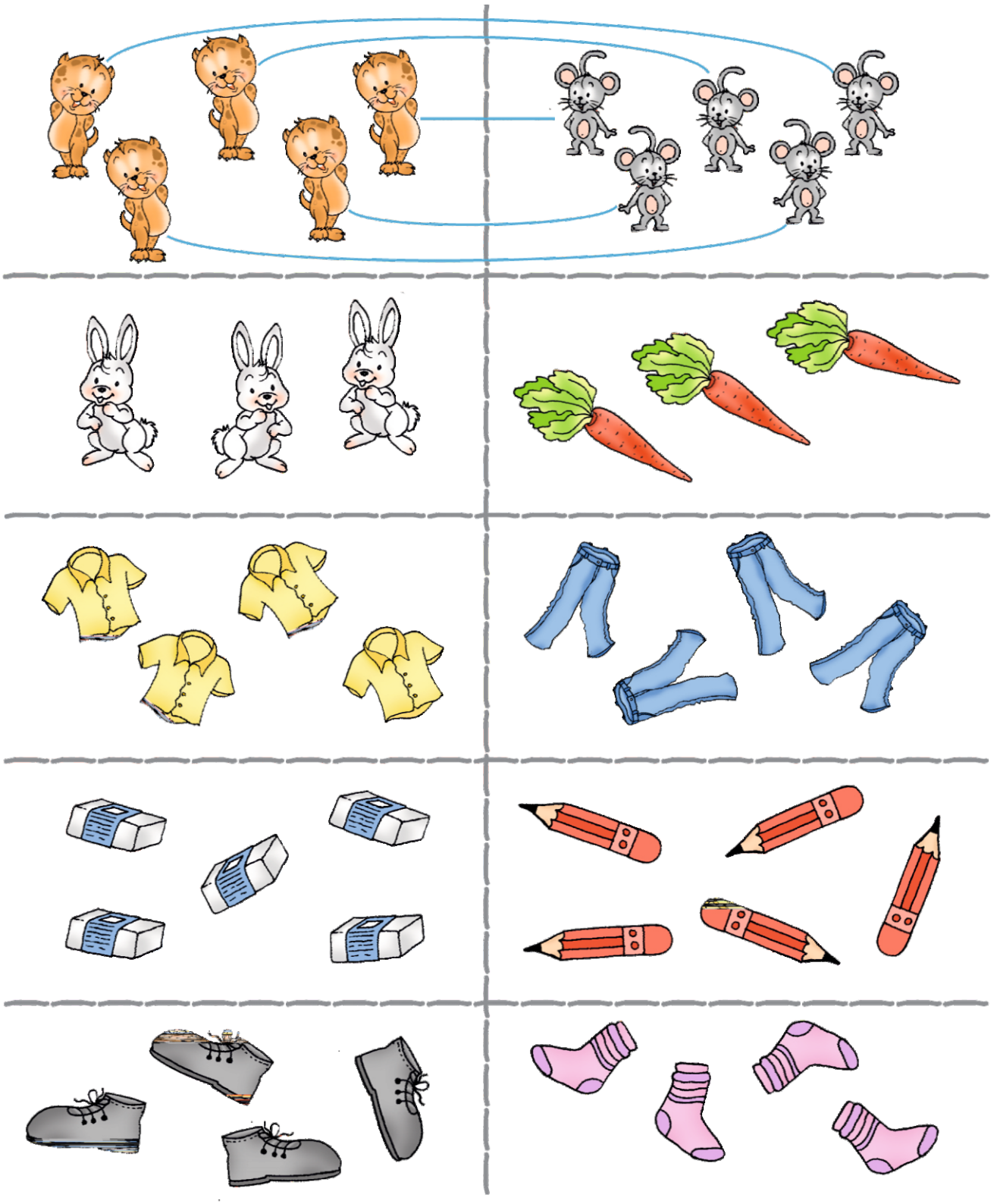

તારીખ : _____

શિક્ષકની સહી : _____

એકમ ૨

● અંક મુજબ આકારમાં રંગ પૂરો.

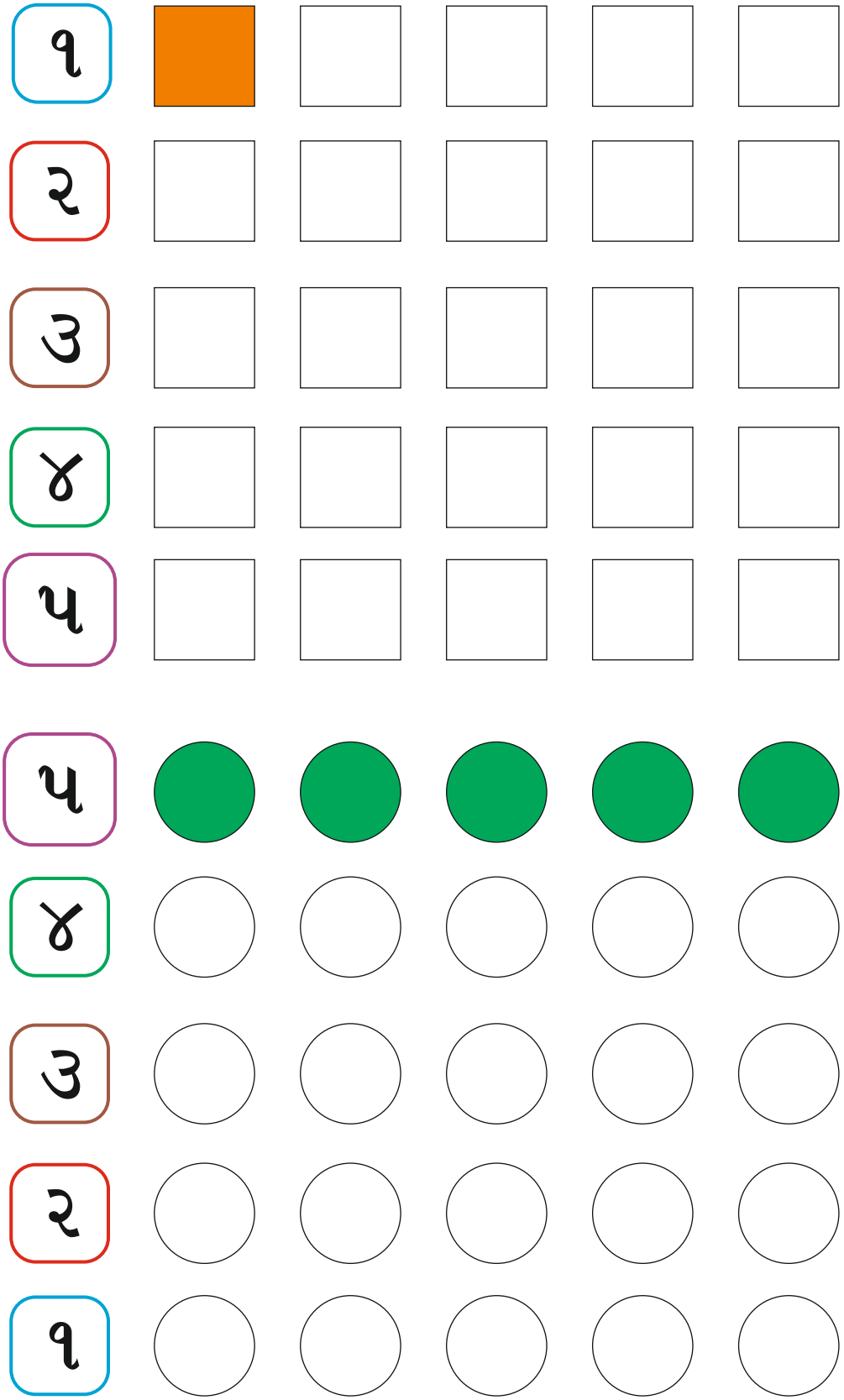

તારીખ : _____

શિક્ષકની સહી : _____

● ઉદાહરણ મુજબ અંક જેટલાં ત્રિકોણમાં રંગ પૂરો કે મીંડા કરો.

૧ 

૪ 

૨ 

૩ 

૫ 

તારીખ : _____

શિક્ષકની સહી : _____

એકમ ૨

૭





તારીખ : _____

શિક્ષકની સહી : _____

૭



૭ ૭ ૭

૭ ૭ ૭

૭ ૭ ૭

૪



૪ ૪ ૪

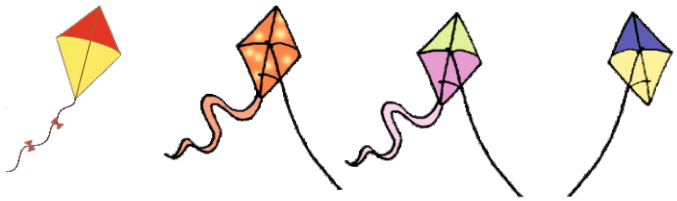

૪ ૪ ૪



૪ ૪ ૪

૫



૫ ૫ ૫



૫ ૫ ૫

૫ ૫ ૫

એકમ ૨

● રંગ પૂરો.

૧	૧	૧	૧	૧
૨	૨	૨	૨	૨
૩	૩	૩	૩	૩
૪	૪	૪	૪	૪
૫	૫	૫	૫	૫

● ટપકાં જોડો.

૧	૧	૧	૧	૧
૨	૨	૨	૨	૨
૩	૩	૩	૩	૩
૪	૪	૪	૪	૪
૫	૫	૫	૫	૫

● ટપકાં જોડો અને અંક લખો.

૧				
	૧			
૨				
	૨			
૩				
	૩			
૪				
	૪			
૫				
	૫			

तारीख : _____

शिक्षकની સહી : _____

એકમ ૨

૯

● ગણો અને જોડો.











૧ ૨ ૩ ૪ ૫

● ખૂટતાં અંક લખો.

૧		૩	૪	૫
૧			૪	૫
	૨	૩		

૫		૩		૧
	૪	૩		૧
૫			૨	

૫ ફુગ્ગામાં રંગ પૂરો.



૪ ફૂલમાં રંગ પૂરો.



૨ ઝાડમાં રંગ પૂરો.

૩ હોડીમાં રંગ પૂરો.



● ખૂટતા અંક લખો.

૧		૩	૪	
૫		૩		૧

એકમ 3

૨

૨



૨

૨

૨

૨

૨

તારીખ : _____

શિક્ષકની સહી : _____


૨

એકમ 3

૫

ગણો અને જોડો.



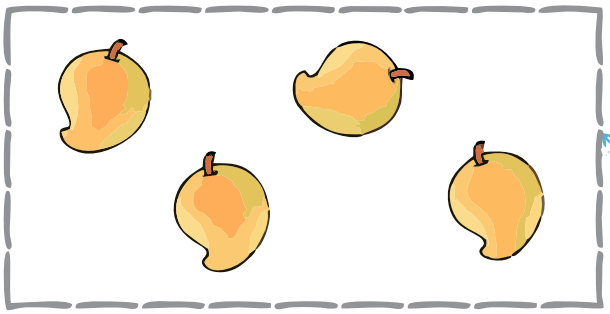





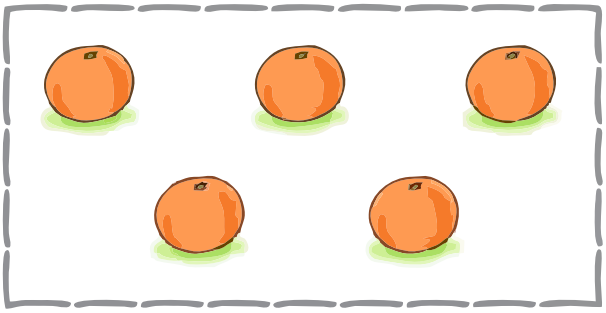

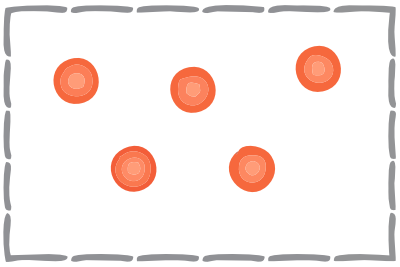

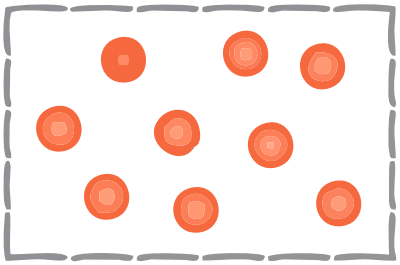

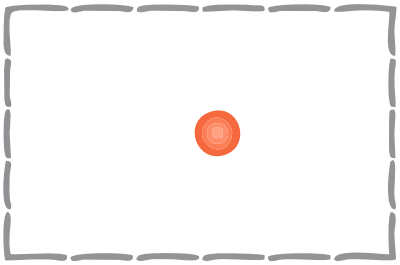

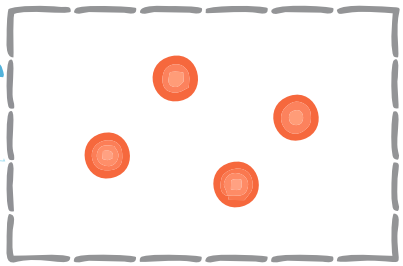

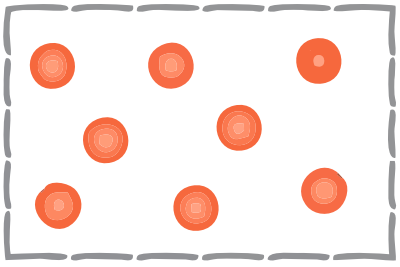

તારીખ : _____

શિક્ષકની સહી : _____

એકમ 3

૬

ગણો અને જોડો.



૬



૮

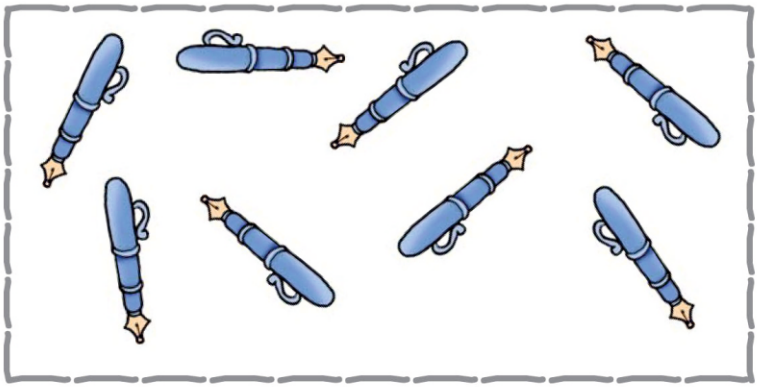

૯



૭

એકમ 3

૮

નામ બોલો અને સંખ્યા ◯ માં લખો.

















તારીખ : _____

શિક્ષકની સહી : _____

એકમ 3

૯

સંખ્યાઓને ચિત્ર સાથે જોડો.



૬ પક્ષીમાં રંગ પૂરો.

૯ કેરીમાં રંગ પૂરો.

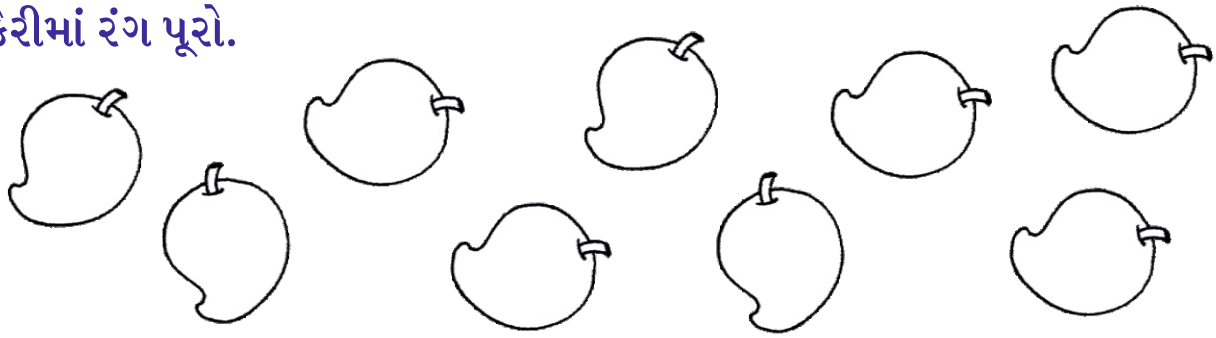

૧ હાથીમાં રંગ પૂરો.



૭ ઈંટમાં રંગ પૂરો.



એકમ 3

● ટપકાં જોડી અંક લખો.

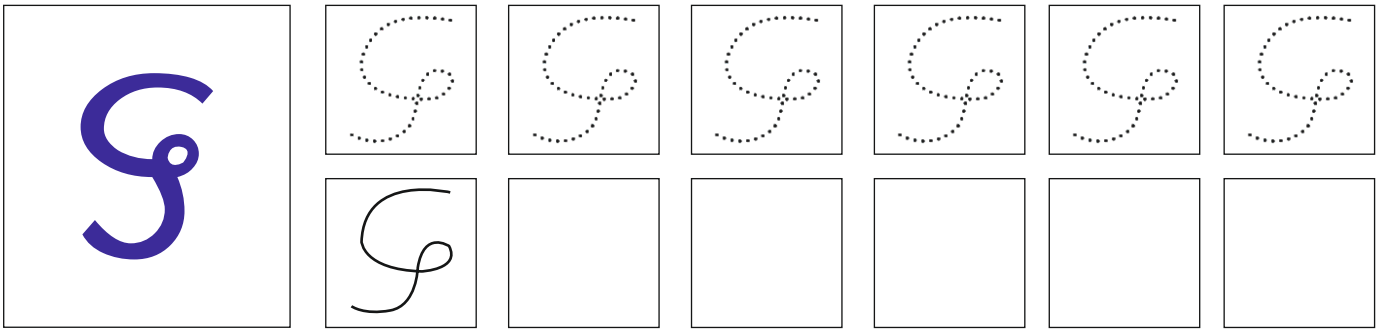

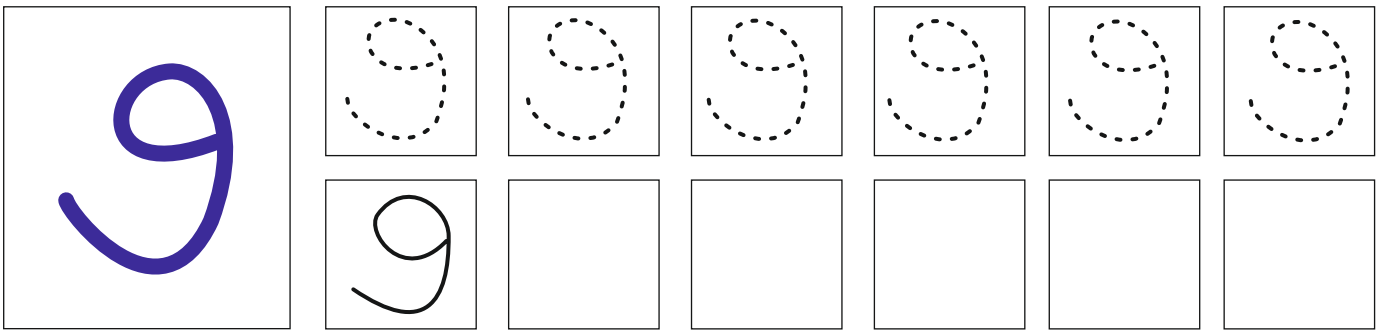

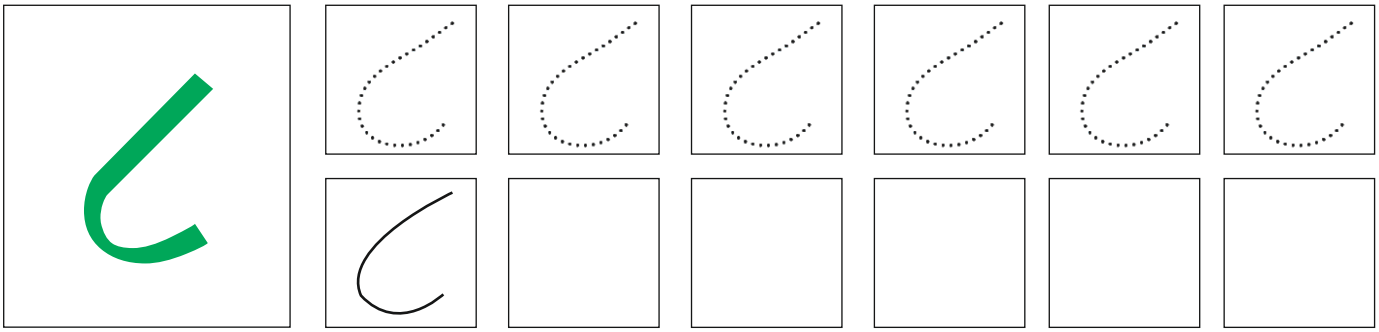

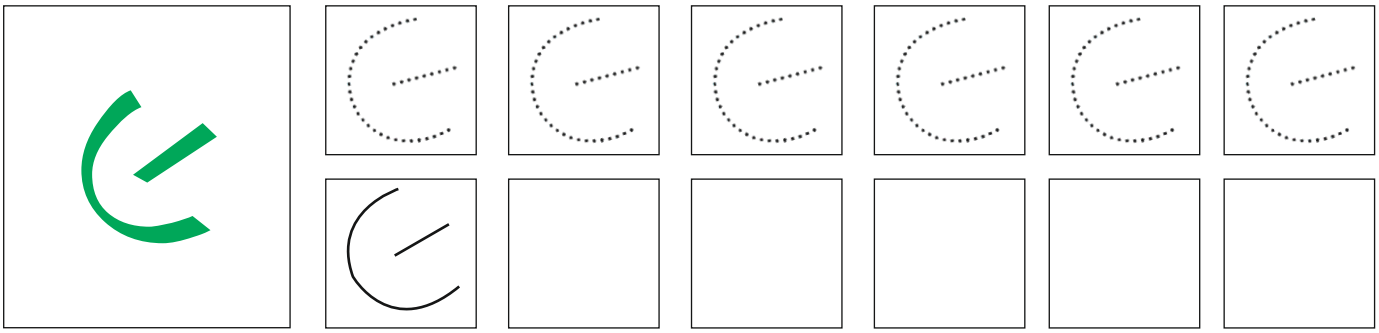

● ખૂટતા અંક લખો.

૧	૧		
		૮	
૩			
		૬	
૫			
૭		૩	
૯		૧	૧

એકમ 3

૧૧

વધારે હોય ત્યાં ✓ કરો.

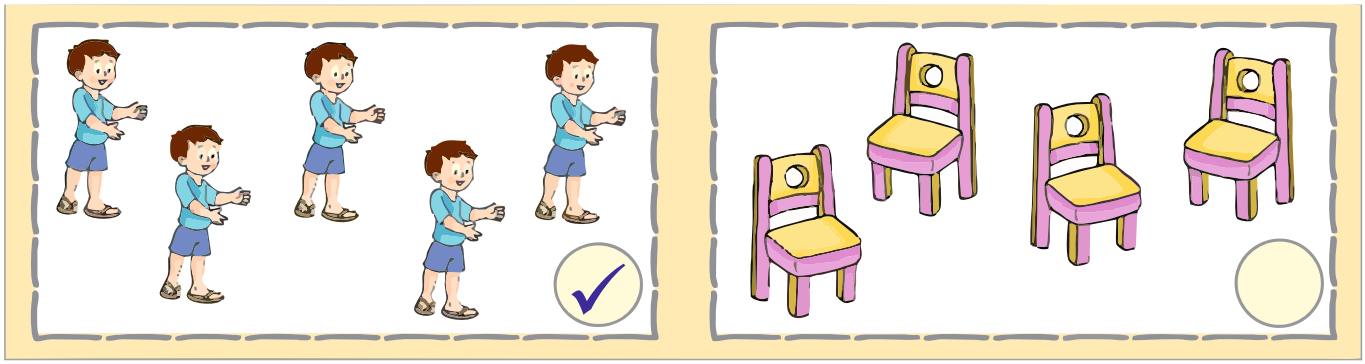



ઓછું હોય ત્યાં ✓ કરો.

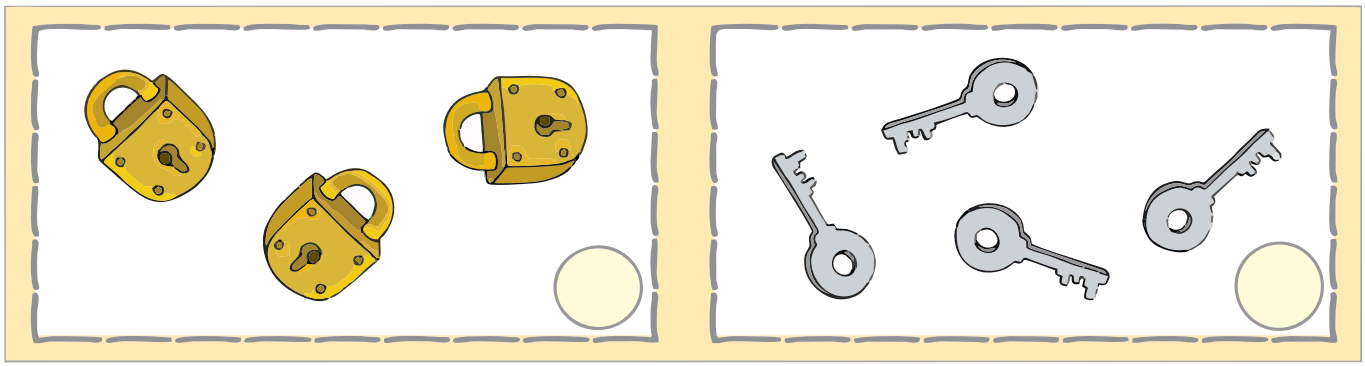

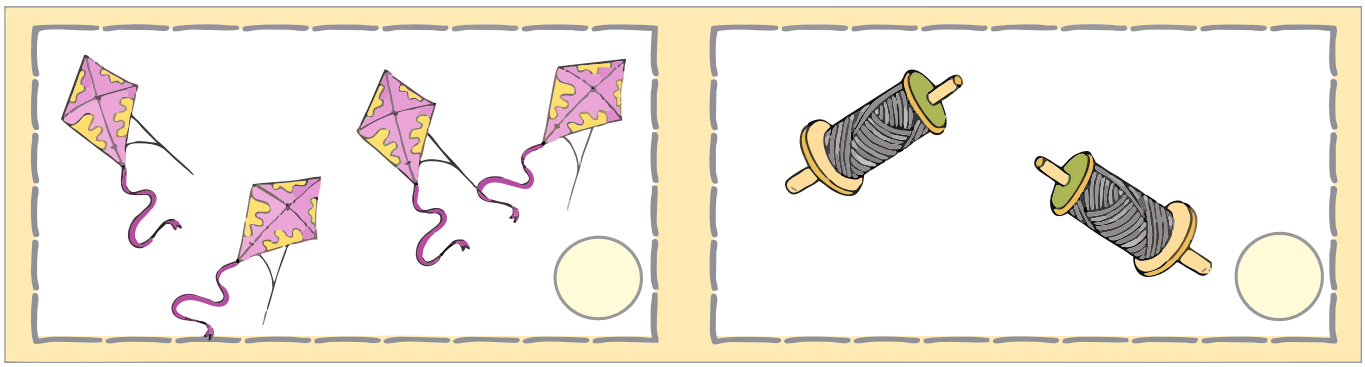

વધારે વસ્તુઓનું જૂથ હોય તેમાં રંગ પૂરો.

૧૧




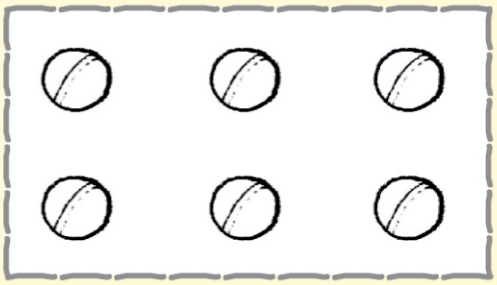
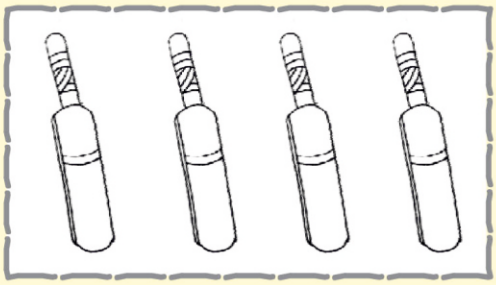









૧૨

જૂથમાં રહેલ ચિત્રોની સંખ્યા સમાન બનાવો. સંખ્યા ☐ માં લખો.

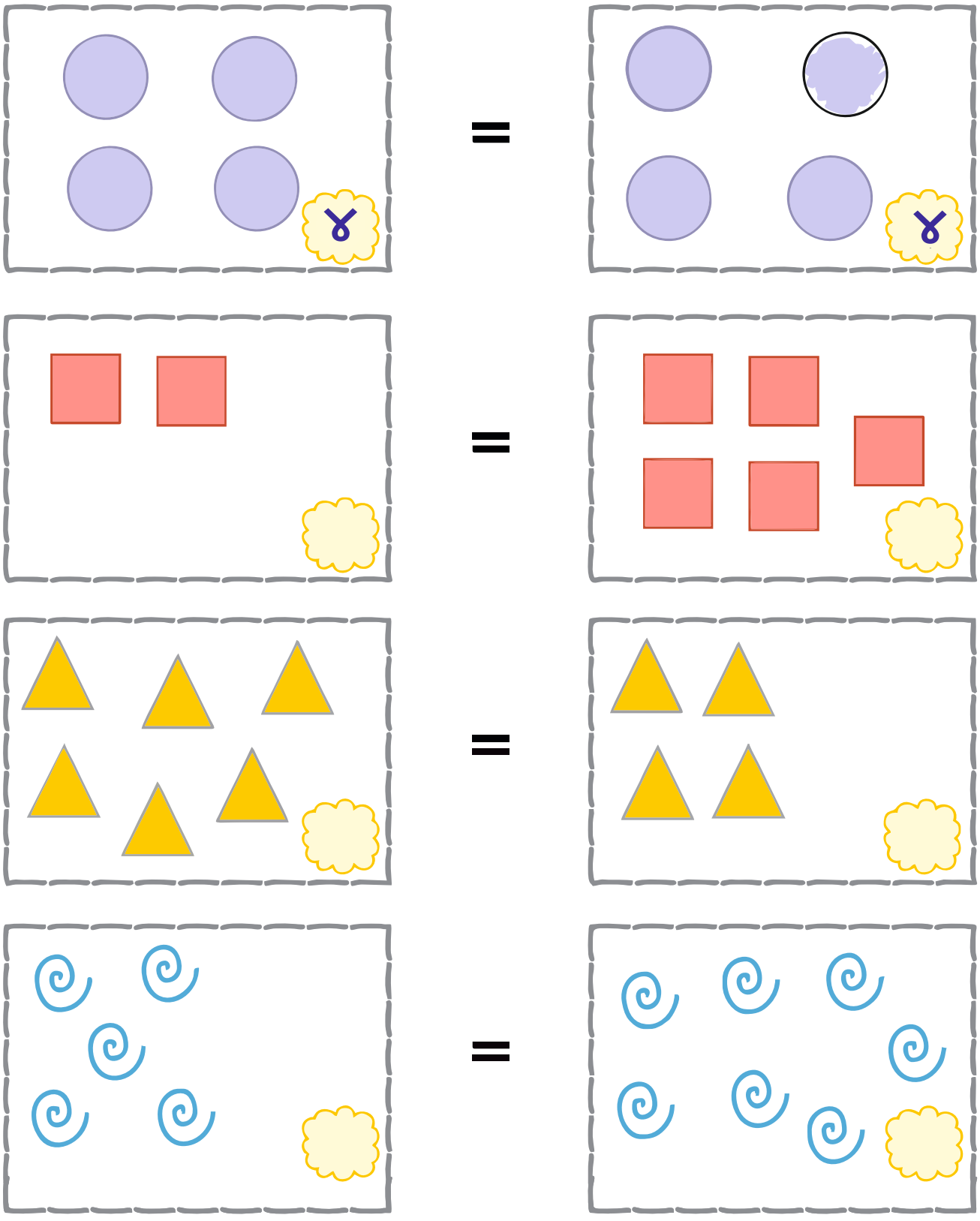

● ક્રમ મુજબ જોડો અને રંગ પૂરો.

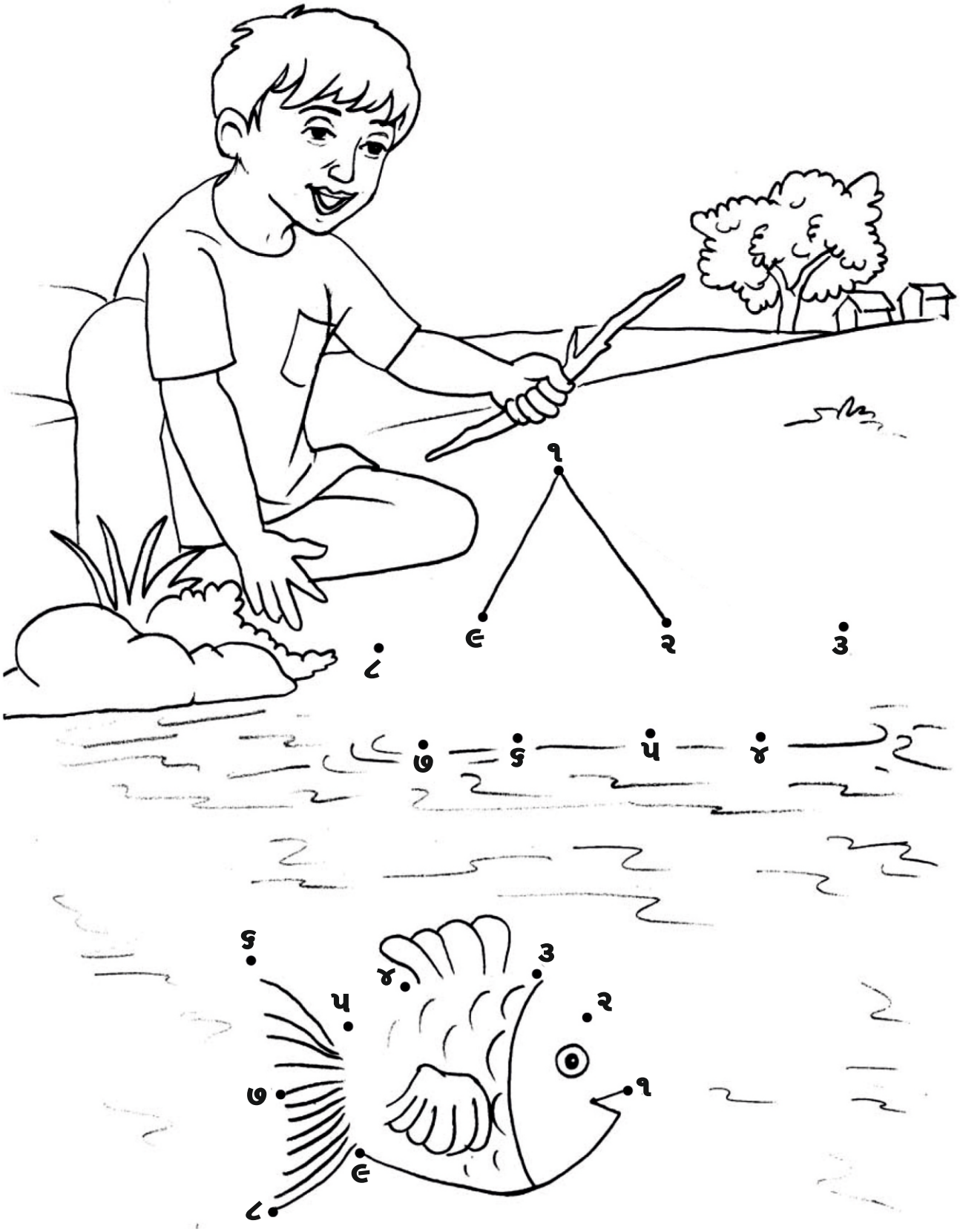

એકમ ૩

૧૩

ખૂટતા અંકો લખો.



૫ પહેલાં અને પછી શું આવે ?

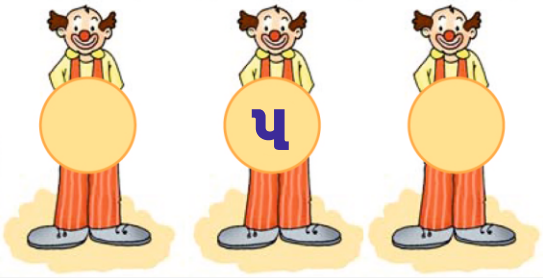

૬ પહેલાં શું આવે ?

પછીની સંખ્યાઓ લખો.



૪ પહેલાં અને પછી શું આવે ?



પછીની સંખ્યાઓ લખો.

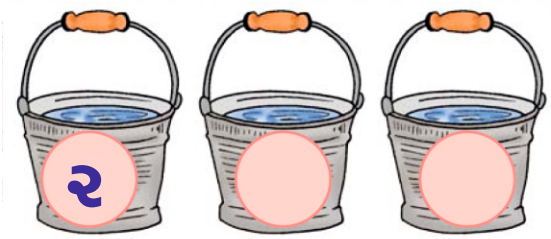

પછીની સંખ્યાઓ લખો.

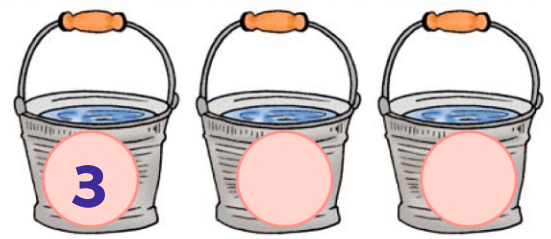

શૂન્ય

એક ટોપલીમાં પાંચ પાકી કેરી છે.
જો તેમાંથી એક કેરી ખાઈ જઈએ,
તો કેટલી કેરી બાકી રહેશે ?

એક ટોપલીમાં ચાર પાકી કેરી છે.
જો તેમાંથી એક કેરી ખાઈ જઈએ,
તો કેટલી કેરી બાકી રહેશે ?

એક ટોપલીમાં ત્રણ પાકી કેરી છે.
જો તેમાંથી એક કેરી ખાઈ જઈએ,
તો કેટલી કેરી બાકી રહેશે ?

એક ટોપલીમાં બે પાકી કેરી છે.
જો તેમાંથી એક કેરી ખાઈ જઈએ,
તો કેટલી કેરી બાકી રહેશે ?

એક ટોપલીમાં એક પાકી કેરી છે.
જો તેમાંથી એક કેરી ખાઈ જઈએ,
તો કેટલી કેરી બાકી રહેશે ?

0

શૂન્ય

તારીખ : _____

શિક્ષકની સહી : _____

ડાળી પર બેઠેલા પક્ષી ગણો અને સંખ્યા ◯ માં લખો.









તારીખ : _____

શિક્ષકની સહી : _____

એકમ 3

૧૫

પાંજરામાં રહેલ ઉંદરની સંખ્યા ગણો અને ખાનામાં લખો.

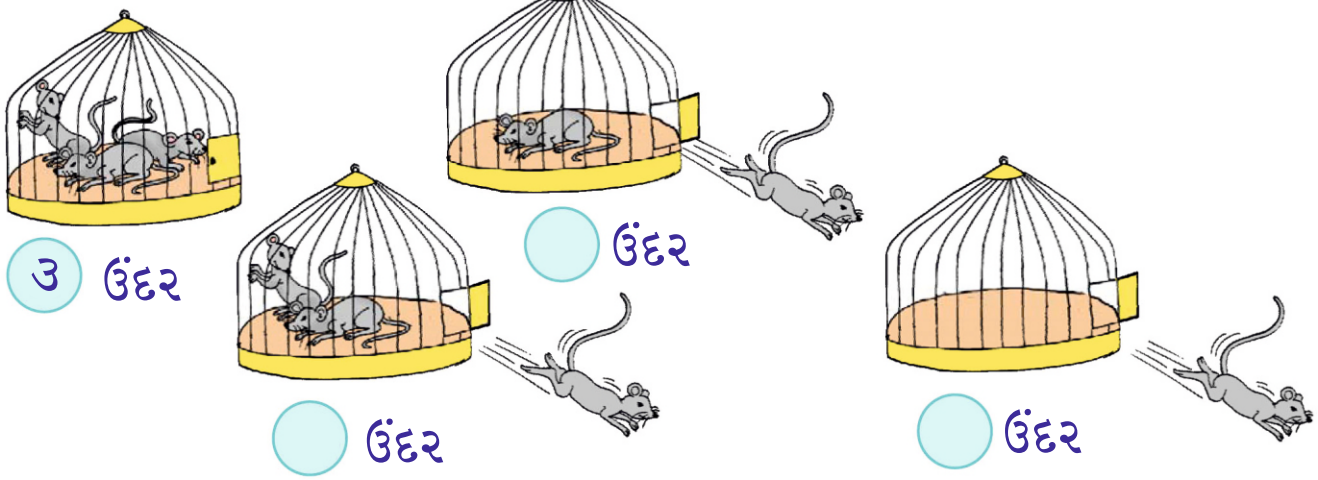

૩ ઉંદર

ઉંદર

ઉંદર

ઉંદર

હાથમાં કેટલા ફુગ્ગા છે ?



૩ ફુગ્ગા

ફુગ્ગા

ફુગ્ગા

ફુગ્ગા

લખો.

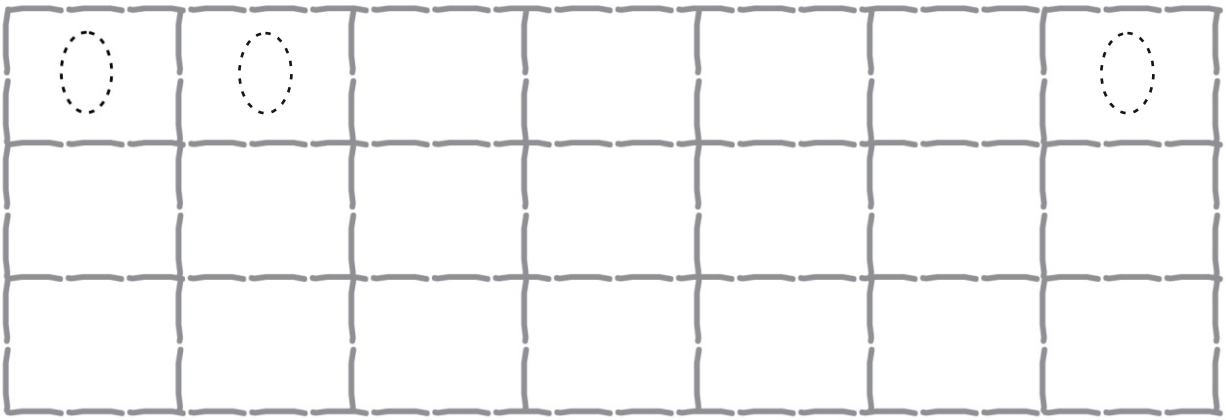

૧૫

● સંખ્યા મુજબ ટપકાં કરો.

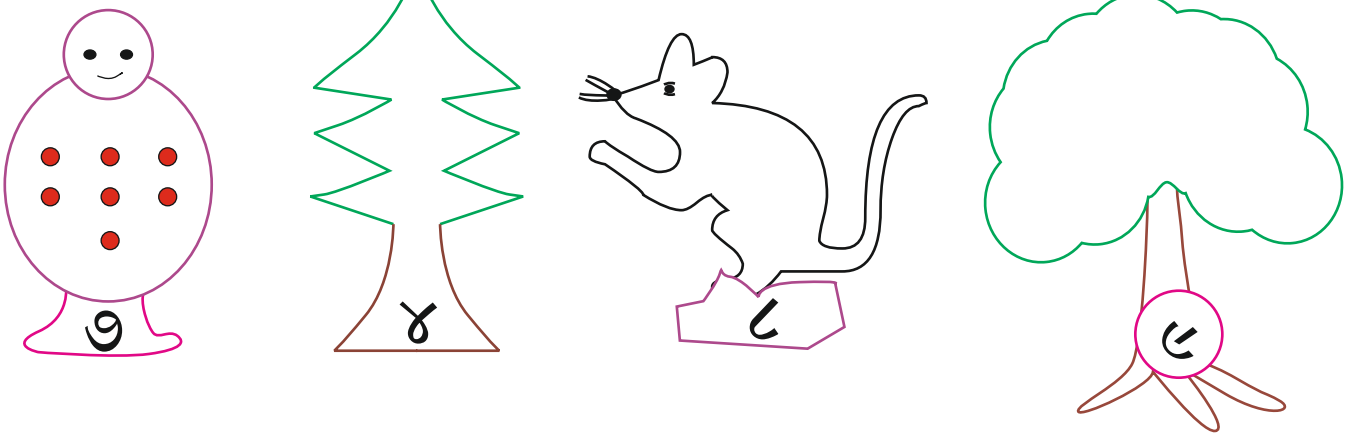





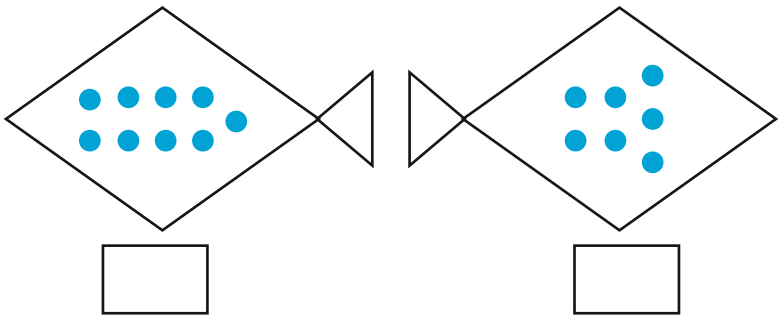

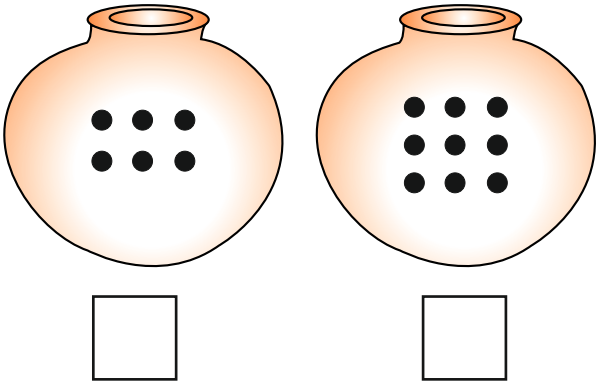

એકમ ૪

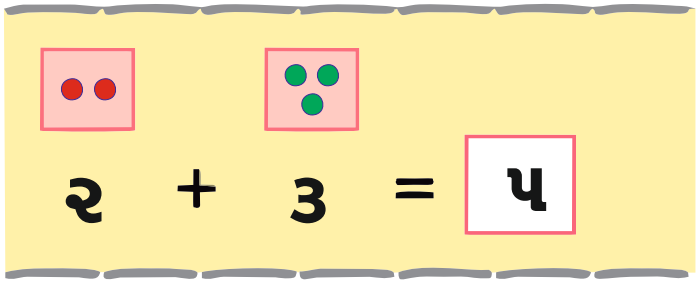

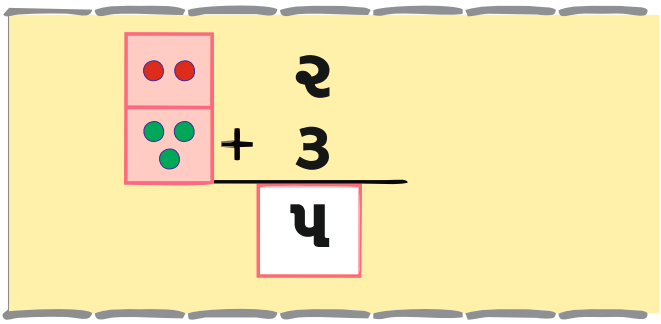

૪ + ૨ =

૫ + ૧ =

૩ + ૬ =

૭ + ૦ =

૦ + ૬ =

૪
+ ૨

૫
+ ૧

૩
+ ૬

૭
+ ૦

૦
+ ૬

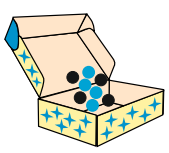

૪

● જુઓ, સમજો અને ☐ માં સંખ્યા લખો.

૬ + ૨ = ૮

☐ + ☐ = ☐



☐ + ☐ = ☐

☐ + ☐ = ☐

બંને મળીને કુલ કેટલાં થશે ?

૪



___ + ___ = ___

___ + ___ = ___

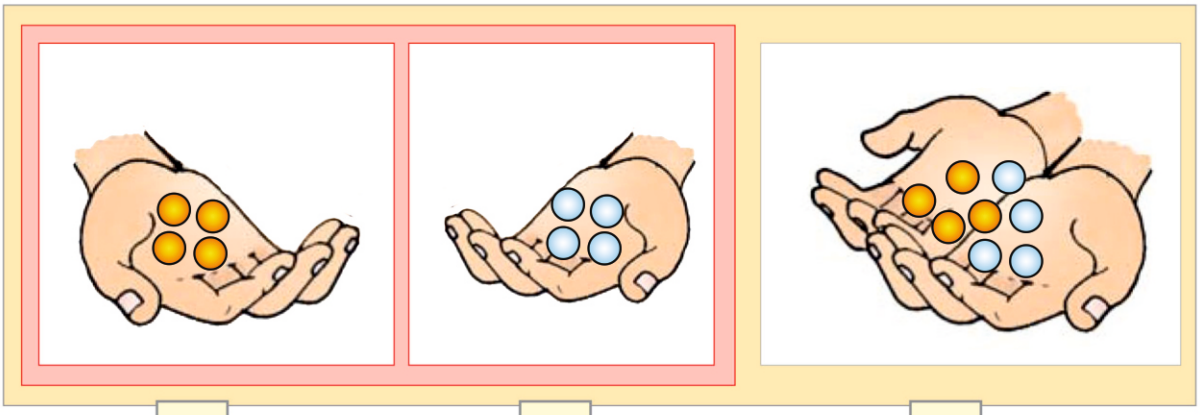

___ + ___ = ___

૫

૩ + ૨ = ☐ ફુગ્ગા

૩ + ૦ = ☐ ફુગ્ગા

૦ + ૨ = ☐



૪ + ૦ = ☐



૫ + ૦ = ☐

૩ + ૪ = ☐

૫





3 + ૪ = ૭





__ + __ = __



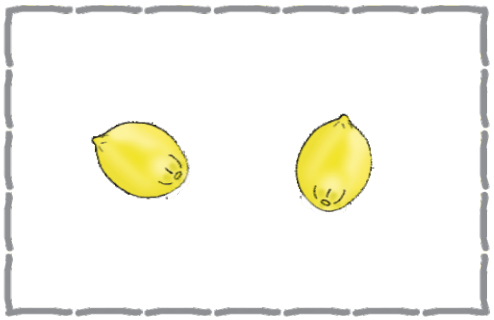

__ + __ = __





__ + __ = __

તારીખ : _____

શિક્ષકની સહી : _____

● સરવાળો કરો.

૩ + ૪ = ☐

૨ + ૬ = ☐

૧ + ૪ = ☐

૮ + ૧ = ☐

૩ + ૦ = ☐

૬ + ૦ = ☐

૦ + ૭ = ☐

૫ + ૪ = ☐

૨ + ૬ = ☐	૫ + ૨ = ☐	૩ + ૪ = ☐
૦ + ૬ = ☐	૬ + ૨ = ☐	૨ + ૫ = ☐
૬ + ૩ = ☐	૨ + ૭ = ☐	૪ + ૪ = ☐

● આપેલ સંખ્યા કઈ બે સંખ્યાઓનો સરવાળો છે ?
તે બે સંખ્યાઓ ખાનામાં ☐ લખો.

☐	+ ☐	= ૫	☐	+ ☐	= ૯
☐	+ ☐	= ૭	☐	+ ☐	= ૩
☐	+ ☐	= ૪	☐	+ ☐	= ૬
☐	+ ☐	= ૮	☐	+ ☐	= ૧

૭

● બતાવ્યા મુજબ જોડકાં જોડો.

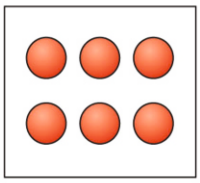

૩ + ૨

૩ + ૩

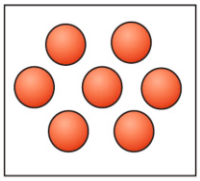

૪ + ૨

૨ + ૩

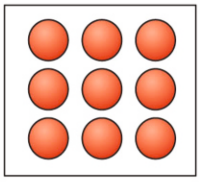

૩ + ૪

૦ + ૮

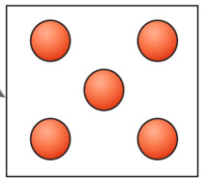

૮ + ૦

૩ + ૬

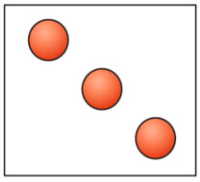

૬ + ૩

૫ + ૨

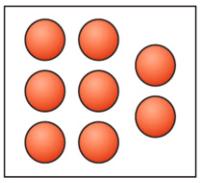

૨ + ૧

૧ + ૨

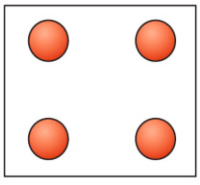

૧ + ૩

૩ + ૧

તારીખ : _____

શિક્ષકની સહી : _____

૮

સરવાળા કરો.

૩ + ૬ = _____	૦ + ૫ = _____
૪ + ૧ = _____	૨ + ૪ = _____
૬ + ૦ = _____	3 + 3 = _____
૨ + ૬ = _____	૪ + ૪ = _____
૧ + ૫ = _____	૫ + ૦ = _____

સરવાળા કરો.

૧ + ૬	૦ + ૪	૮ + ૧	૪ + ૦
૭ + ૨	૫ + ૪	૨ + ૨	3 + ૬

એકમ ૪

૬

૨ + ૭ =

૩ + ૪ =

૪ + ૧ =

૦ + ૨ =

૩ + ૪ =

૩ + ૬	૩ + ૩
૫ + ૦	૬ + ૩
૫ + ૨	૩ + ૪

આપેલી સંખ્યાને બે સંખ્યાના સરવાળા રૂપે દર્શાવો.

૪ = _____ + _____

૬ = _____ + _____

૨ = _____ + _____

૫ = _____ + _____

૮ = _____ + _____

તારીખ : _____

શિક્ષકની સહી : _____

3




૫ માંથી ૨ બાદ કરતાં ૩ વધે

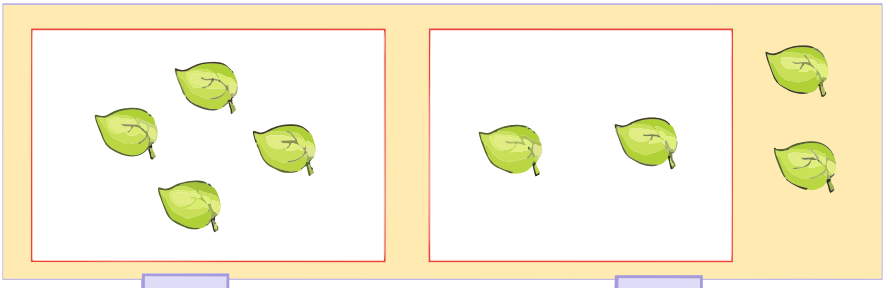

૪ માંથી ૨ બાદ કરતાં ☐ વધે

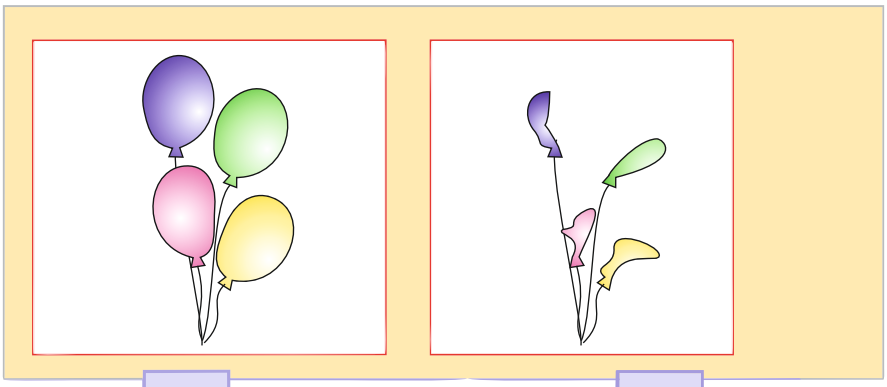

☐ માંથી ☐ બાદ કરતાં ☐ વધે

☐ માંથી ☐ બાદ કરતાં ☐ વધે

3



૯ — ૪ = ૨





૫ — ૨ = ☐




૬ — ૪ = ☐





૫ — ૧ = ☐

એકમ ૫

૪



૩ — ૧ = ૨



☐ — ☐ = ☐

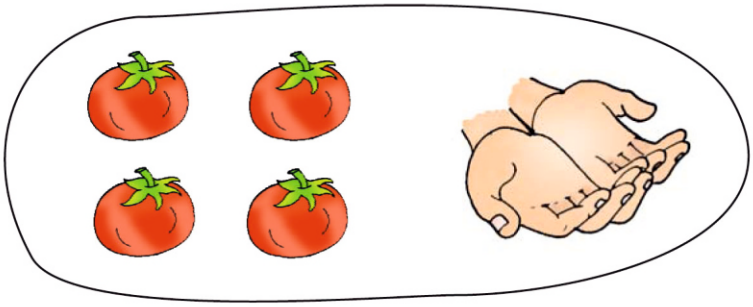

☐ — ☐ = ☐

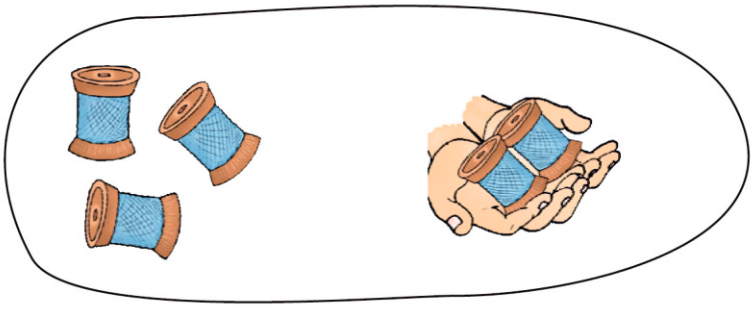

☐ — ☐ = ☐



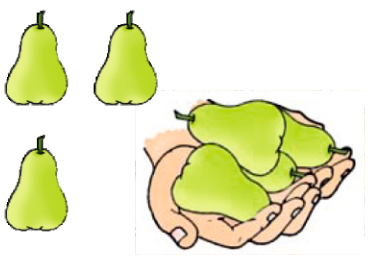









એકમ ૫

૫ − ૪ = ☐

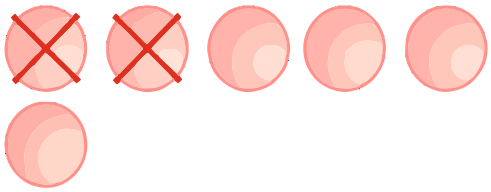

૬ − ૨ = ☐

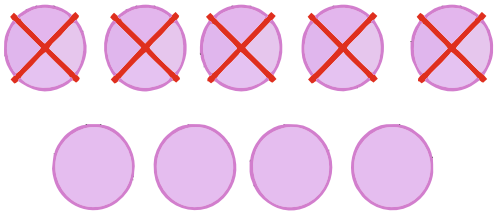

૯ − ૫ = ☐

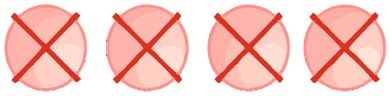

૪ − ૪ = ☐

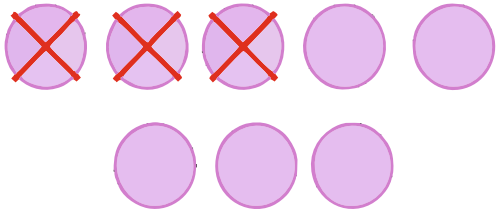

૮ − ૩ = ☐

૫	૬	૯
− ૪	− ૨	− ૫
☐	☐	☐
૪	૮	
− ૪	− ૩	
☐	☐	

યોગ્ય રીતે જોડો.

૬

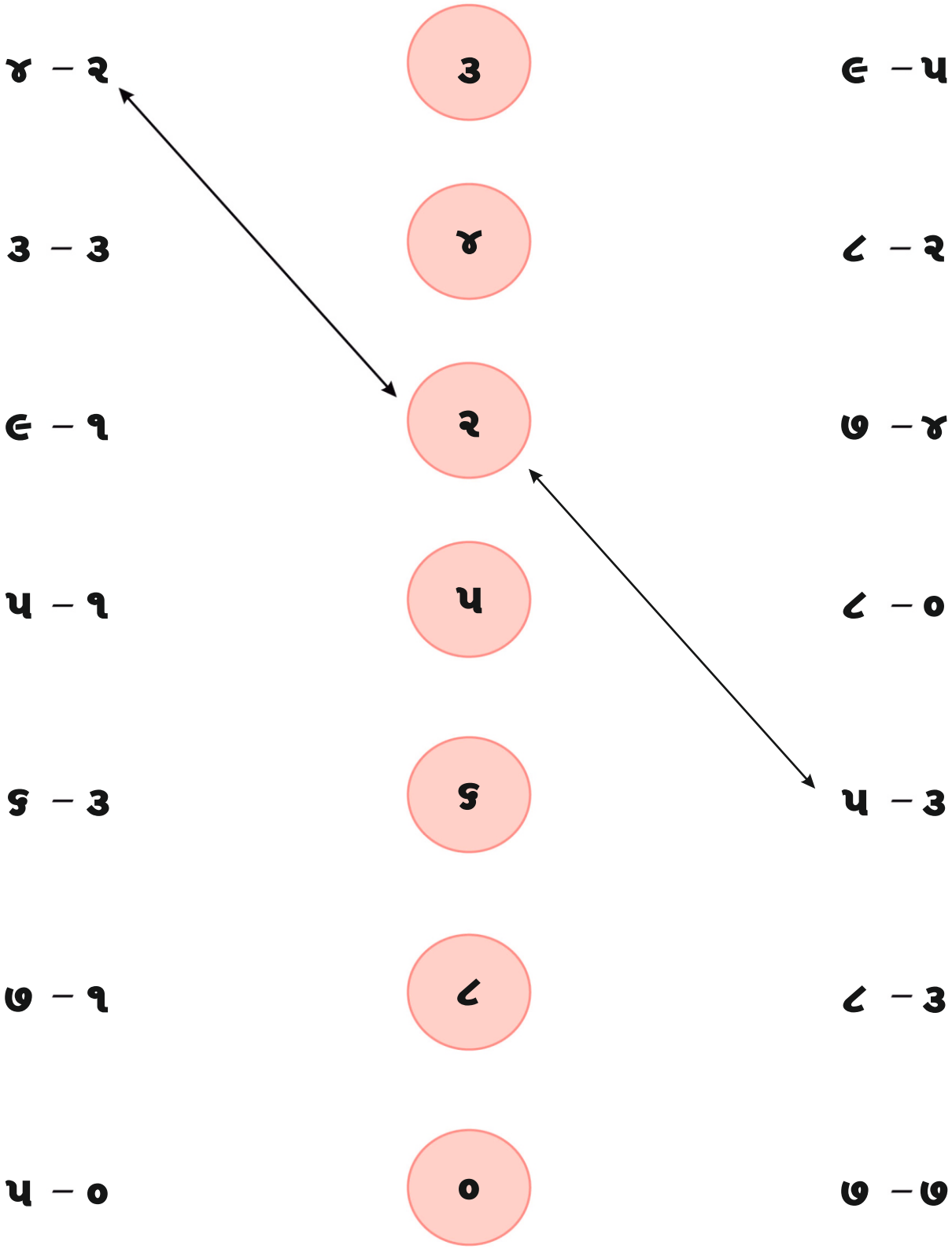

બાદબાકી કરો.

૪ − ૨ = ☐

૪ − ૦ = ☐

૩ − ૨ = ☐

૬ − ૫ = ☐

૭ − ૭ = ☐

૮ − ૪ = ☐

૩ − ૧ = ☐

૨ − ૦ = ☐	૯ − ૭ = ☐	૩ − ૦ = ☐
૮ − ૮ = ☐	૬ − ૪ = ☐	૪ − ૨ = ☐

ખૂટતો અંક મૂકો.

૮	−		=	૭		−	૨	=	૩
૫	−		=	૧		−	૩	=	૫
૩	−		=	૩		−	૨	=	૦
૯	−		=	૭		−	૨	=	૭

વ્યાવહારિક કોયડા ઉકેલો.

- ભારતી પાસે ૯ ચોકલેટ હતી. તેણે હર્ષને ૪ ચોકલેટ આપી તો તેની પાસે કેટલી ચોકલેટ વધે ?
- રામની દુકાનમાં ૮ નોટબુક હતી. તેમાંથી રહીમે ૨ નોટબુક લીધી. તો હવે કેટલી નોટબુક વધી ?
- પાપડના પેકેટમાં ૬ પાપડ હતા. રવિએ ૪ પાપડ ખાધા. તો હવે પેકેટમાં કેટલા પાપડ હશે ?

૪

ખાલી જગ્યા પૂરો.



૯ + ૧ = ૧૦

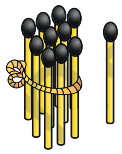

૧૦ + ૧ = ◯

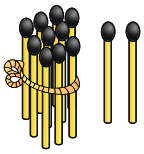

૧૦ + ૨ = ૧૨

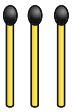
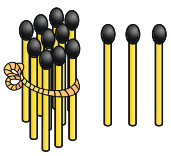

૧૦ + ૩ = ◯

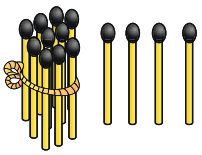

૧૦ + ૪ = ૧૪

૪

ખાલી જગ્યા પૂરો.

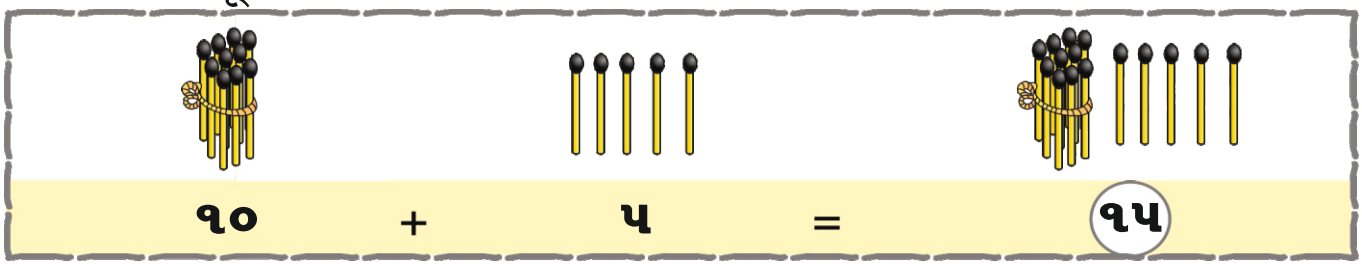

૧૦ + ૫ = ૧૫

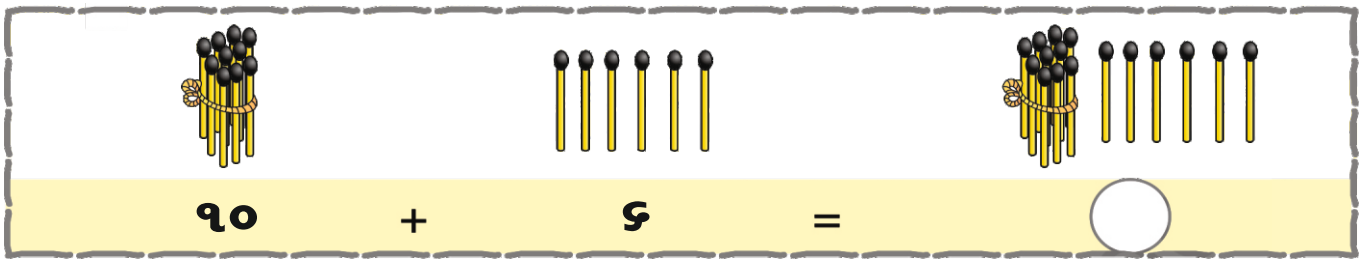

૧૦ + ૬ = ◯

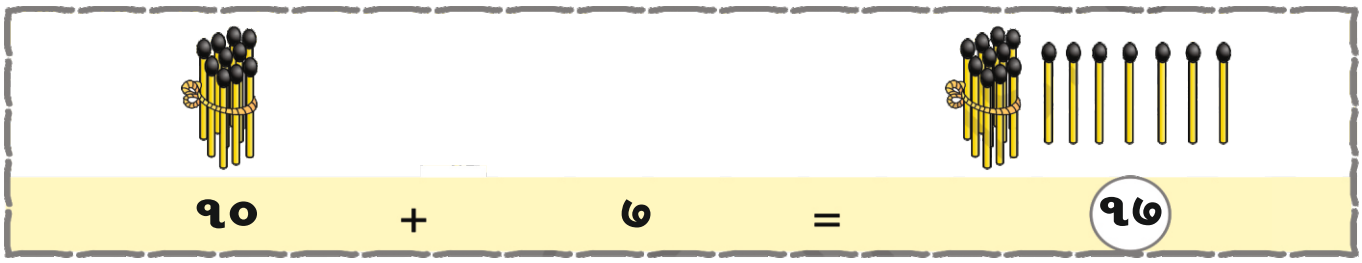

૧૦ + ૭ = ૧૭

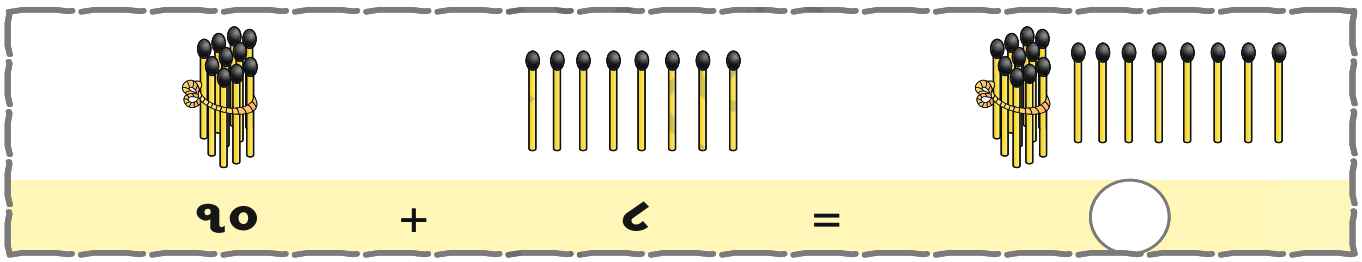

૧૦ + ૮ = ◯

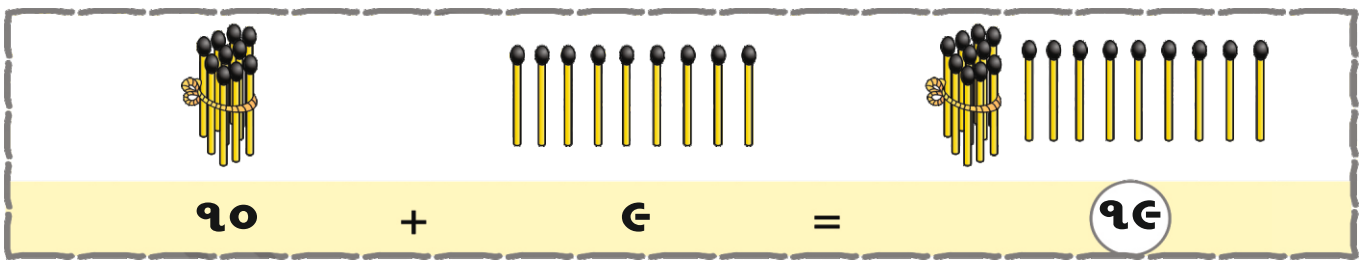

૧૦ + ૯ = ૧૯



૧૦ + ૧૦ = ૨૦

એકમ ૬

- ખૂટતી સંખ્યા ક્રમમાં લખો.

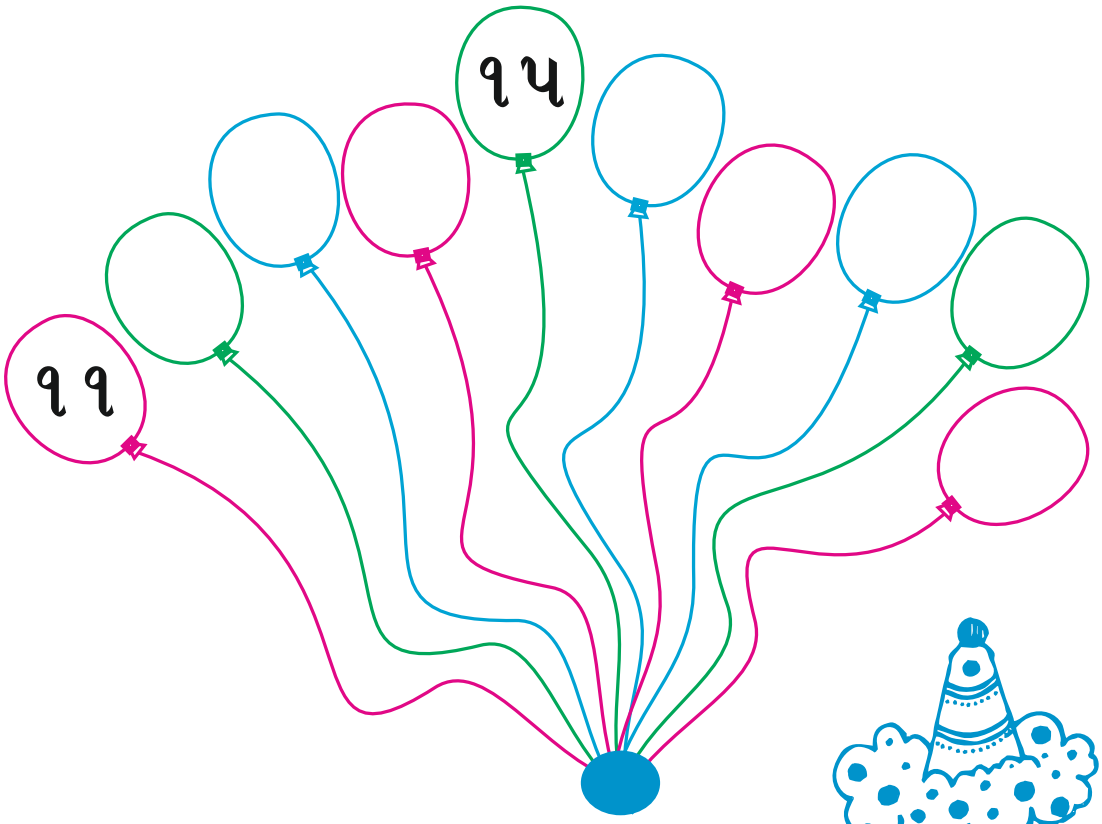



તારીખ : _____

શિક્ષકની સહી : _____

૮

= ૧૦

૧ દશક

૧૦	૧૦			

= ૧૧

૧ દશક ૧ એકમ

૧૧	૧૧			



= ૧૨

૧ દશક ૨ એકમ

૧૨	૧૨			

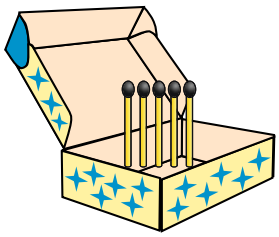



= ૧૩

૧ દશક ૩ એકમ

૧૩	૧૩			

= ૧૪

૧ દશક ૪ એકમ

૧૪	૧૪			

= ૧૫

૧ દશક ૫ એકમ

૧૫	૧૫			

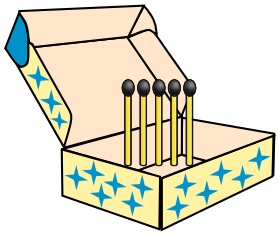

= ૧૬

૧ દશક ૬ એકમ

૧૬	૧૬			

= ૧૭

૧ દશક ૭ એકમ

૧૭	૧૭			

= ૧૮

૧ દશક ૮ એકમ

૧૮	૧૮			

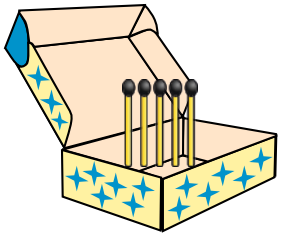

૮

= ૧૯

૧ દશક ૯ એકમ

૧૯	૧૯			



= ૨૦

૧ દશક ૧ દશક

૨૦	૨૦			

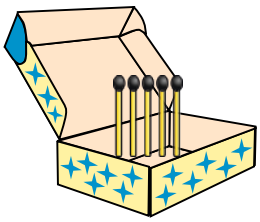

એકમ ૯

૯

૧૦નાં જૂથ બનાવો અને સંખ્યા તથા દશક-એકમ લખો.



૧૩

દશક	એકમ
૧	૩



દશક	એકમ



દશક	એકમ



દશક	એકમ

૧૦નાં જૂથ બનાવો અને સંખ્યા તથા દશક-એકમ લખો.



દશક	એકમ

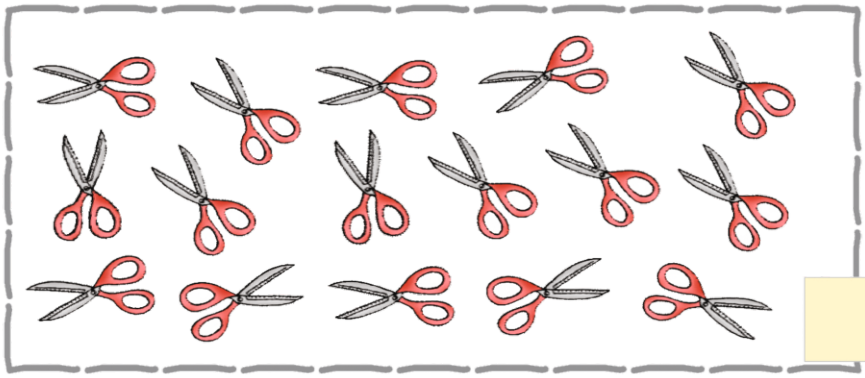

દશક	એકમ



દશક	એકમ

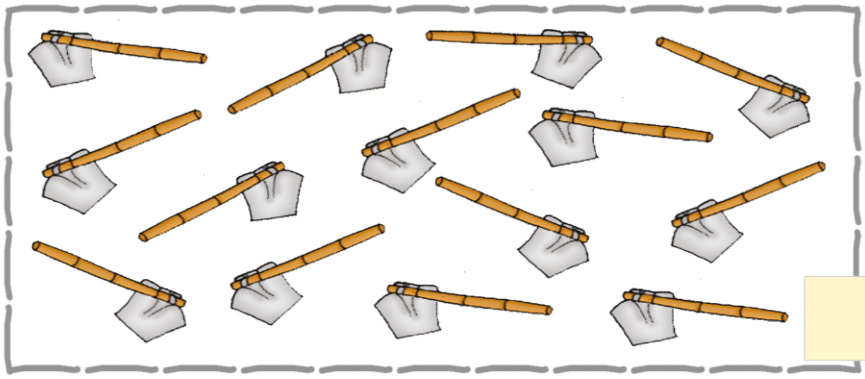

દશક	એકમ

એકમ ૬

૧૦

વધારે હોય ત્યાં ✓ કરો.

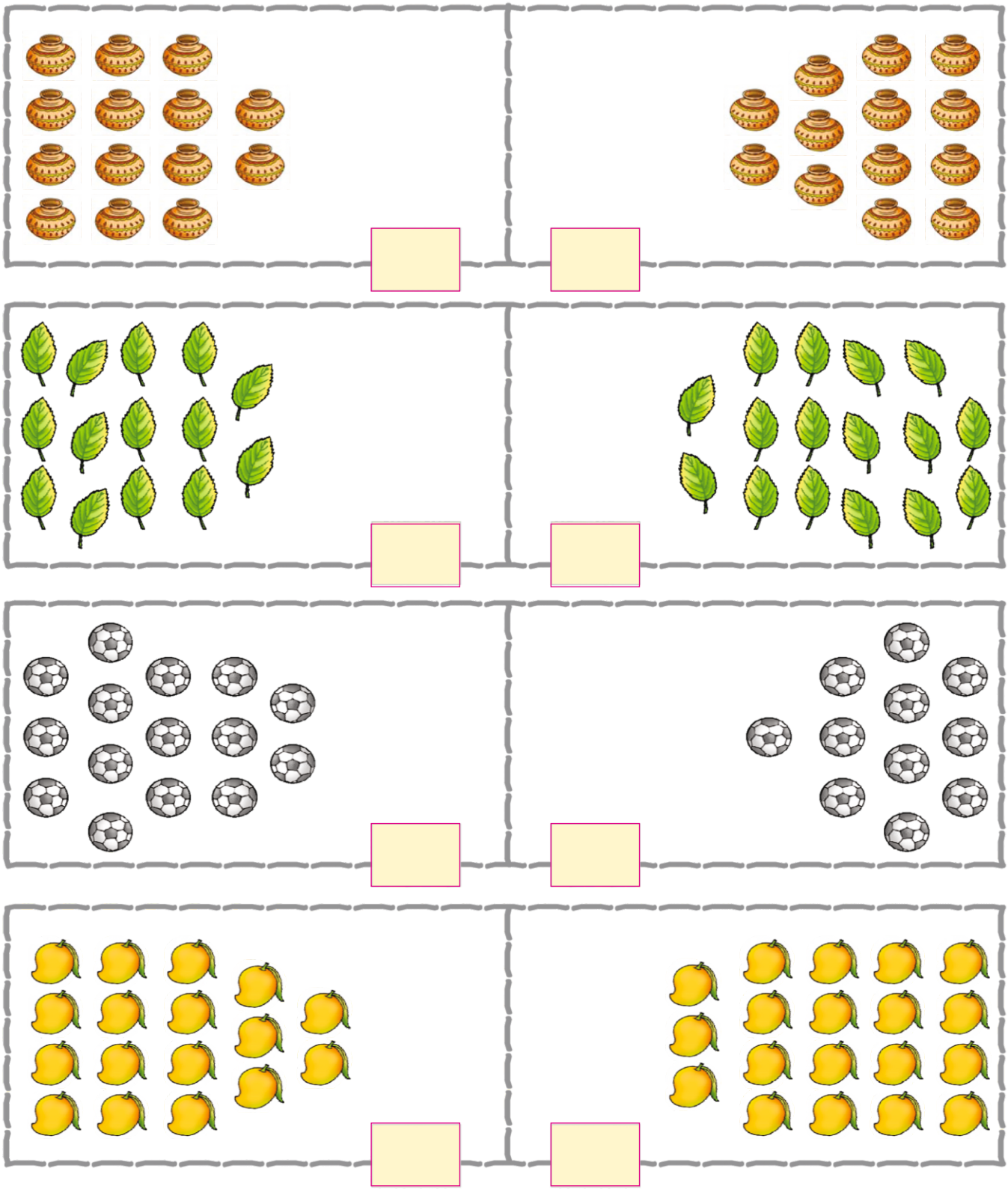

તારીખ : _____

શિક્ષકની સહી : _____

ક્રમમાં જોડો.



તારીખ : _____

શિક્ષકની સહી : _____

૧૧

ખૂટતી સંખ્યાઓ લખો.

૧૦		૧૨			૧૫					

૧૬		૧૮

૧૩		૧૫

પછીની સંખ્યાઓ લખો.

૧૮		

પછીની સંખ્યાઓ લખો.

૧૪		

૧૬ પહેલાં શું આવે ?

	૧૬	૧૭

૯ની પહેલાં અને પછી શું આવે ?

	૯	

૧૮ની પહેલાં અને પછી શું આવે ?

	૧૮	

૧૦ની પહેલાં અને પછી શું આવે ?

	૧૦	

મોટી સંખ્યા પર ◯ કરો.

૧૧ ૧૩	૧૩ ૧૫	૧૮ ૮
૧૨ ૮	૧૭ ૭	૧૧ ૧૦
૧૬ ૬	૧ ૧૧	૯ ૧૯

નાની સંખ્યા પર ◯ કરો.

૨૦ ૧૦	૬ ૪	૧૦ ૧૨
૧૧ ૯	૫ ૧૫	૧૨ ૨
૧૬ ૧૭	૯ ૧૦	૧૫ ૧૩

એકમ ૬

૧૪

● ગણો અને લખો.



ખૂટતી સંખ્યાઓ લખો.

૧	૨				૬			૯	
	૧૨			૧૫			૧૮		

મોટી સંખ્યા પર ◯ કરો.

૧૪ ૧૮	૧૩ ૧૯	૭ ૧૩
૯ ૧૫	૧૬ ૧૨	૧૧ ૬

નાની સંખ્યા પર ◯ કરો.

૧૫ ૪	૧૩ ૧૭	૧૬ ૧૫
૯ ૧૯	૧૮ ૧૦	૧૧ ૭

સૌથી મોટી સંખ્યા પર ◯ કરો.

૧૬ ૧૩ ૧૮	૧૯ ૧૪ ૮	૧૮ ૧૦ ૧૩
૧૨ ૯ ૪	૨૦ ૯ ૧૩	૧૬ ૯ ૫

સૌથી નાની સંખ્યા પર ◯ કરો.

૪ ૭ ૧૩	૨૦ ૧૨ ૧૬	૧૭ ૧૯ ૧૩
૧૮ ૧૪ ૬	૧૪ ૯ ૧૨	૨ ૧૨ ૧૮

ખાલી જગ્યા પૂરો .

- ૧૫ એટલે ૧ દશક અને ૫ એકમ.
- ૧૬ એટલે ..... દશક અને ..... એકમ.
- ૧૯ એટલે ..... દશક અને ..... એકમ.
- ..... એટલે ૧ દશક અને ૭ એકમ.
- ૧ દશક અને 3 એકમ એટલે .....

એકમ ૬

૧૫

સરવાળા કરો.

૪ + ૫ = ☐

૫ + ૨ = ☐

૦ + ૩ = ☐

૬ + ૨ = ☐

૩	૦	૧
+ ૩	+ ૫	+ ૭
☐	☐	☐

બાદબાકી કરો.

૭ − ૪ = ☐

૨ − ૨ = ☐

૯ − ૮ = ☐

૬ − ૨ = ☐

૮	૬	૪
− ૪	− ૫	− ૦
☐	☐	☐

તારીખ : _____

શિક્ષકની સહી : _____

૧૭

સરવાળા કરો.

		૫
+		૬



		૭
+		૮

		૫
+		૫

	૧	૨
+		૭

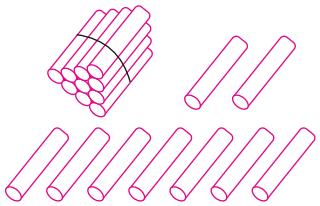

૯ + ૭ = ☐

૧૧ + ૫ = ☐

૫ + ૧૨ = ☐

૧૩ + ૪ = ☐

૪ + ૮ = ☐

૦ + ૧૪ = ☐

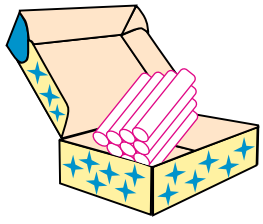

૧૯

• મૂર્તવસ્તુની મદદથી બાદબાકી કરો.

	૧	૫
–		૪

	૧	૯
–		૮

	૧	૭
–		૨

	૧	૮
–		૩

	૧	૯
–		૭

	૧	૪
–		૪

	૧	૨
–		૧

	૧	૫
–		૫

	૧	૩
–		૬

	૧	૨
–		૦

	૧	૪
–		૫

	૧	૬
–		૯

૧૮ – ૮ = ☐

૧૨ – ૪ = ☐

૧૭ – ૫ = ☐

૧૫ – ૯ = ☐

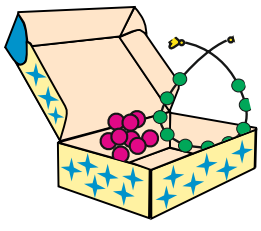

એકમ ૬

૨૦

• મૂર્તવસ્તુની મદદથી સરવાળા કરો.

૧૨ + ૭ = ☐

૭ + ૬ = ☐

૫ + ૮ = ☐

૯ + ૨ = ☐

૬ + ૮ = ☐

૮ + ૭ = ☐

૯ + ૯ = ☐

૪ + ૮ = ☐

૧3 + ૦ = ☐

૧૪ + 3 = ☐

• મૂર્તવસ્તુની મદદથી બાદબાકી કરો.

૭ − ૪ = ☐

૮ − 3 = ☐

૧3 − ૭ = ☐

૧૬ − ૬ = ☐

૧૫ − 3 = ☐

૧૨ − ૦ = ☐

૧૯ − ૬ = ☐

૧૪ − 3 = ☐

૧૭ − ૪ = ☐

૧૮ − ૭ = ☐

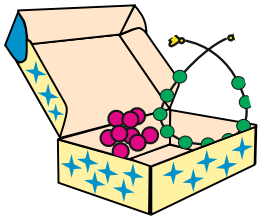

એકમ ૭

૨

તમે સવારના સમયે કરતા હોય તેવી પ્રવૃત્તિઓ પર ✓ કરો.

તમે સાંજના સમયે કરતા હોય તેવી પ્રવૃત્તિઓ પર ✓ કરો.



તમે દિવસના સમયે કરતા હોય તેવી પ્રવૃત્તિઓ પર ✓ કરો.



તમે રાતના સમયે કરતા હોય તેવી પ્રવૃત્તિઓ પર ✓ કરો.

3

નીચેનાં ચિત્રોને યોગ્ય ક્રમ આપો :

3

જે પ્રવૃત્તિમાં વધારે સમય લાગે તેને ✓ કરો.





3



ટૂંકું લાંબું



ટૂંકું લાંબું

લાંબી વસ્તુ પર ✓ કરો.





ટૂંકી વસ્તુ પર ✓ કરો.

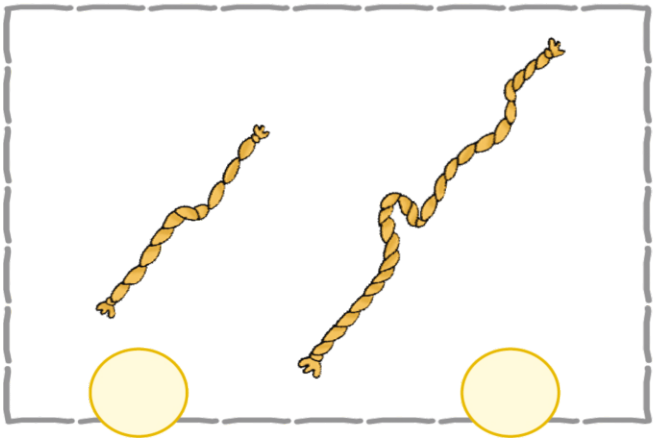

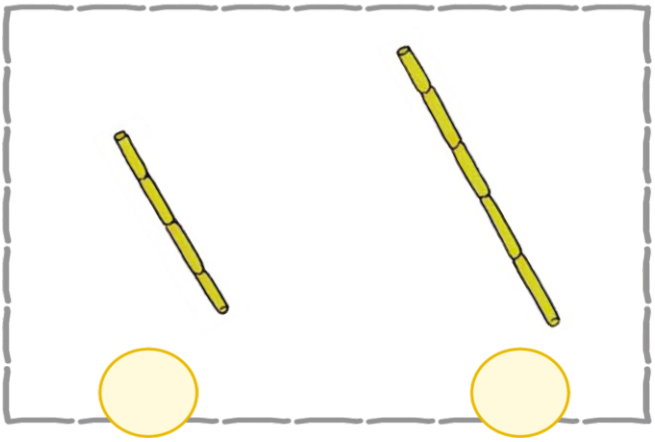



સૌથી લાંબું સૌથી ટૂંકું

સૌથી લાંબું હોય તેની નીચે ✓ કરો અને સૌથી ટૂંકુ હોય તેની નીચે X કરો.

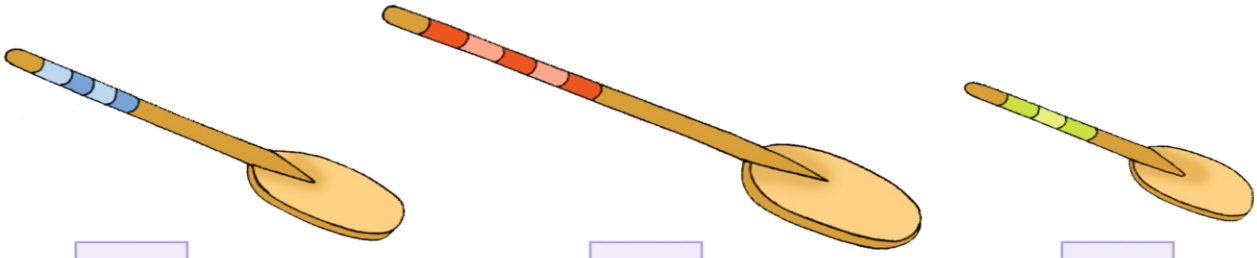





૪



ઊંચું નીચું

ઊંચું નીચું

જે ઊંચું હોય તેની નીચે ◯ માં ✓ કરો.





જે નીચું હોય તેની નીચે ◯ માં ✓ કરો.





સૌથી ઊંચું

સૌથી નીચું

સૌથી ઊંચું

સૌથી નીચું

સૌથી ઊંચું હોય તેની નીચે ◯ માં ✓ કરો અને સૌથી નીચું હોય તેની નીચે X કરો.

◯

◯

◯

◯

◯

◯

તારીખ : _____

શિક્ષકની સહી : _____

એકમ ૮

૫

પેન્સિલથી લાંબી હોય તેવી વસ્તુના ખાનામાં ✓ કરો.

સૌથી લાંબા ગાજરમાં લાલ રંગ અને સૌથી ટૂંકા ગાજરમાં પીળો રંગ પૂરો.

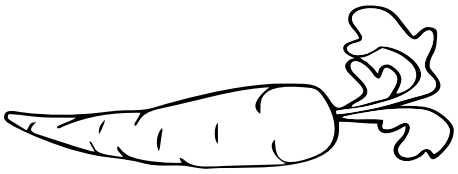
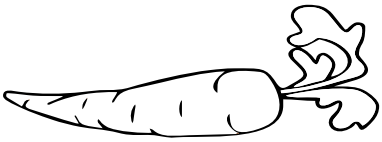

તમારાથી ઊંચી વસ્તુના ખાનામાં ✓ કરો અને તમારાથી નીચી વસ્તુના ખાનામાં X કરો.



સૌથી ઊંચી વસ્તુના ખાનામાં ✓ કરો, સૌથી નીચી વસ્તુનાં ખાનામાં X કરો.


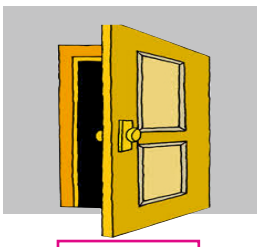

૮



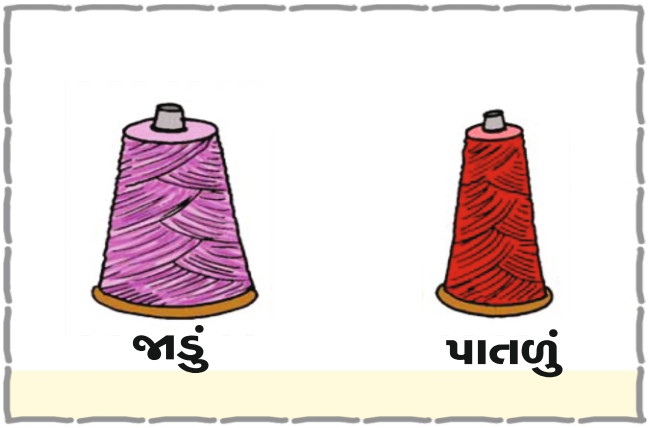

જાડી વસ્તુની નીચે ✓ કરો.



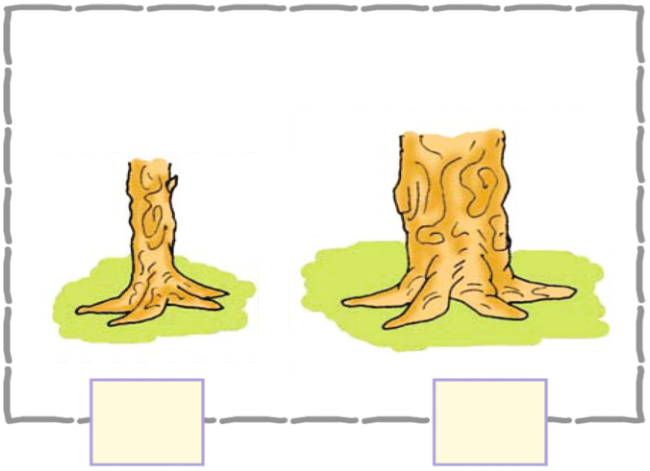

પાતળી વસ્તુની નીચે ✓ કરો.

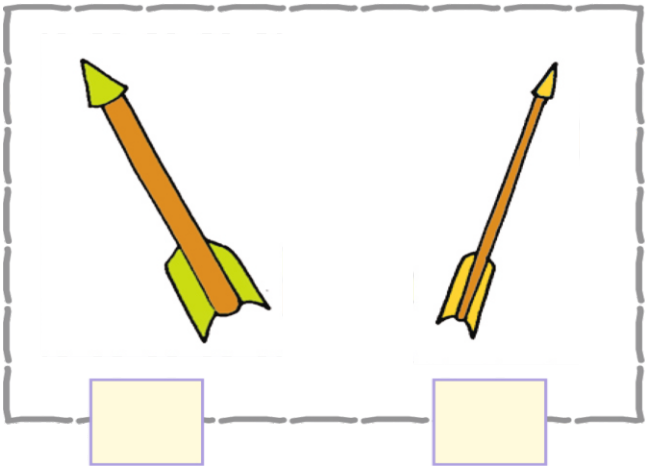

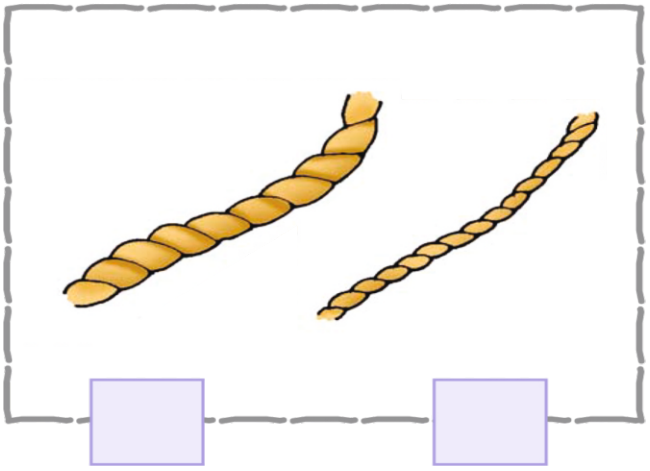

સૌથી જાડું સૌથી પાતળું

સૌથી જાડું સૌથી પાતળું

સૌથી જાડાની નીચે ✓ કરો અને સૌથી પાતળાની નીચે X કરો.

તારીખ : _____ ૯૩ શિક્ષકની સહી : _____



ભારે હલકું



ભારે હલકું

હલકું હોય તેની નીચે ✓ કરો.



ભારે હોય તેની નીચે ✓ કરો.









સૌથી ભારે સૌથી હલકું

સૌથી ભારે વસ્તુ નીચે ✓ કરો અને સૌથી હલકી વસ્તુ નીચે X કરો.



તારીખ : _____ ૯૫ શિક્ષકની સહી : _____

૧૦

પાતળું હોય તેની નીચે ✓ કરો.



સૌથી પાતળામાં લાલ રંગ અને સૌથી જાડામાં લીલો રંગ પૂરો.

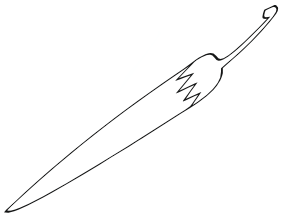

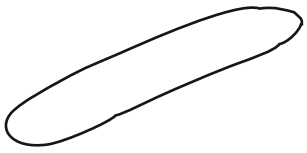

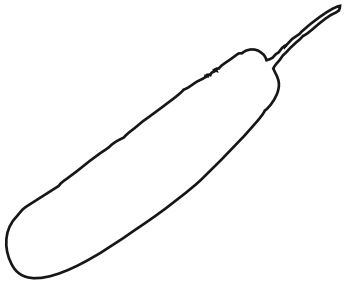

હલકા વાહન નીચે ✓ કરો.

સૌથી ભારે વસ્તુમાં ગુલાબી રંગ અને સૌથી હલકી વસ્તુમાં પીળો રંગ પૂરો.

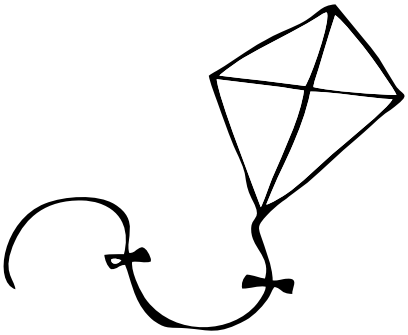





૧૧

સરખી લંબાઈ, ઊંચાઈ, જાડાઈ વગેરેને આધારે જોડો.











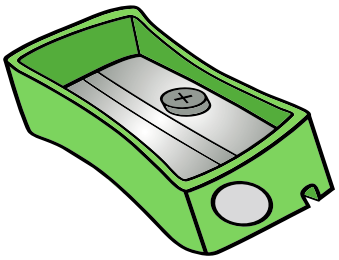





તારીખ : _____

શિક્ષકની સહી : _____

૧૩

સ્વઅધ્યયનપોથી ☐ વેંત લાંબી છે.

ટેબલ ☐ વેંત લાંબું છે.

હાથનો પંજો અહીં છાપો. મનગમતા રંગ પૂરો.



ટેબલની લંબાઈ મારી ____ વેંત જેટલી છે.

મારી પેન્સિલની લંબાઈ ____ વેંત છે.



મારા વર્ગખંડના કાળા પાટિયાની લંબાઈ ____ પેન્સિલની લંબાઈ જેટલી છે.

ગબીથી ગિલ્લી સુધીની લંબાઈ ____ દંડા છે.

૧૪

- જાતે માપીને લખો.



શેતરંજી _____ પગલાં લાંબી છે.

સાદડી _____ પગલાં લાંબી છે.

બે ઝાડ વચ્ચેનું અંતર કેટલું હશે ?_____પગલાં

- જાતે માપીને લખો.



વર્ગની લંબાઈ ..... પગલાં છે.

વર્ગની એક લાદીની લંબાઈ ..... આંગળ છે.

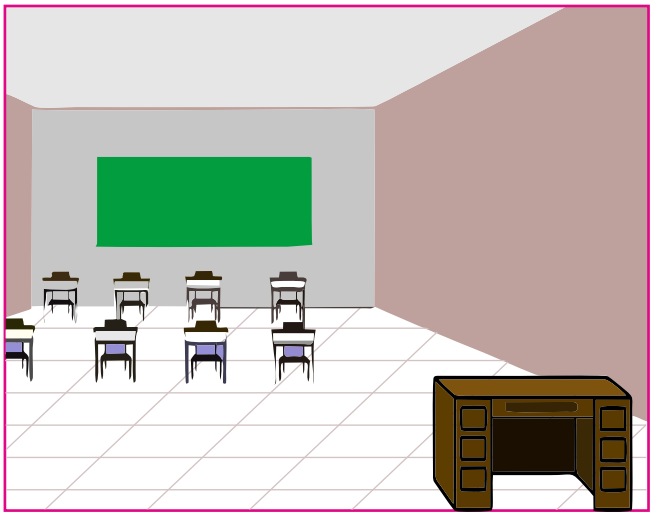

વર્ગના દરવાજાની પહોળાઈ ..... વેંત છે.

3

ખાલી જગ્યા પૂરો.



સંખ્યા લખો.

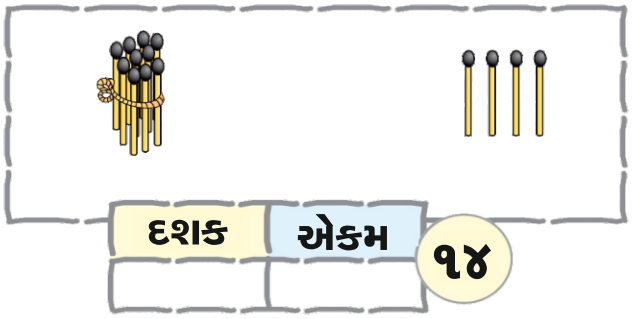

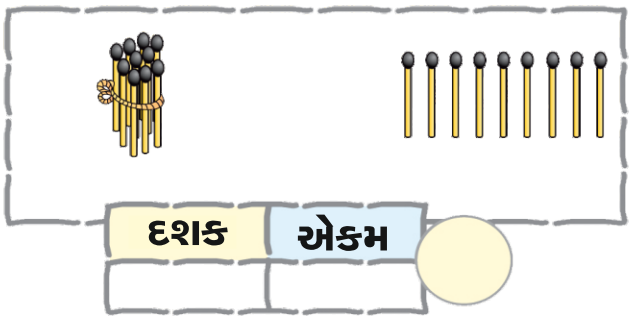

દસનું જૂથ અને એકમ દોરો.

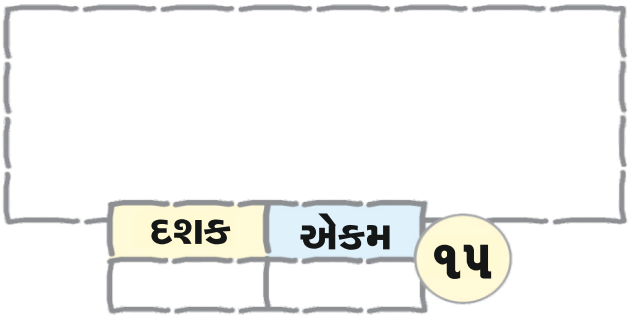

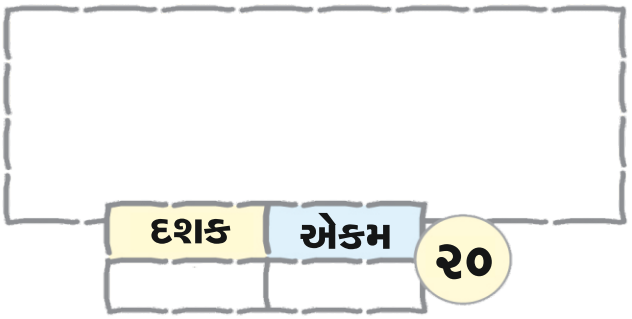

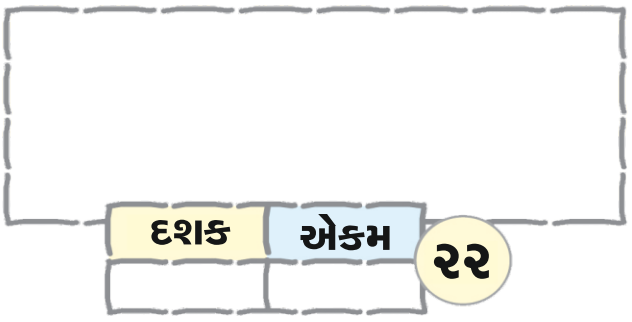

૨૧	૨૧		
૨૨			
૨૩			
૨૪			
૨૫			
૨૬			
૨૭			
૨૮			
૨૯			
૩૦			

૩૧	૩૧		
૩૨			
૩૩			
૩૪			
૩૫			
૩૬			
૩૭			
૩૮			
૩૯			
૪૦			

૪૧	૪૧		
૪૨			
૪૩			
૪૪			
૪૫			
૪૬			
૪૭			
૪૮			
૪૯			
૫૦			

તારીખ : _____

શિક્ષકની સહી : _____

૯

સંખ્યા લખો.

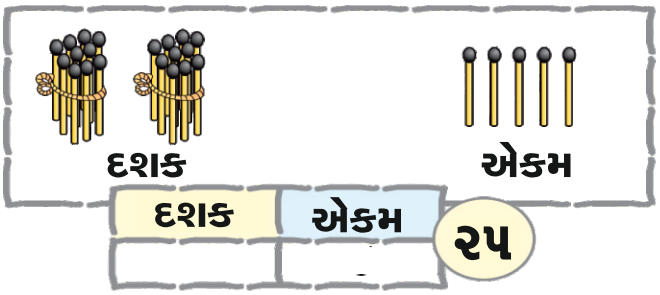

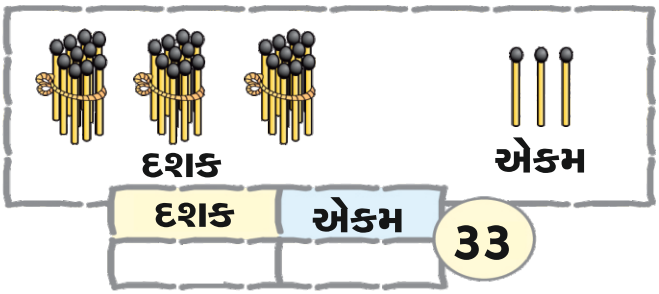

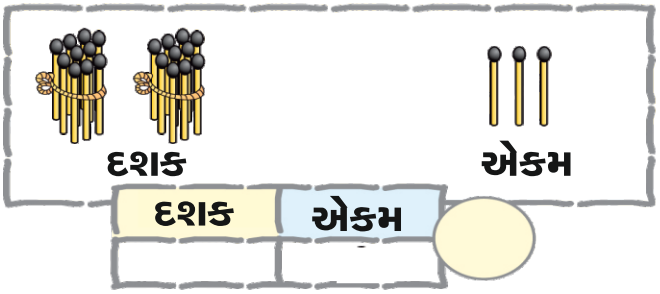

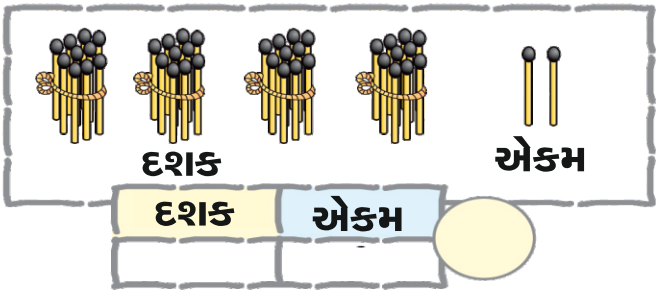

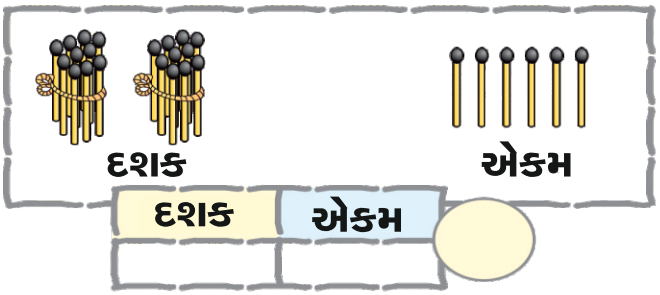

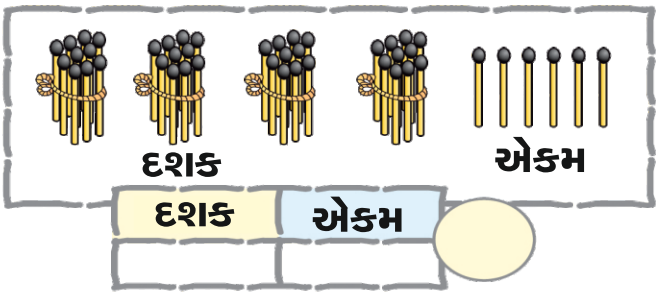

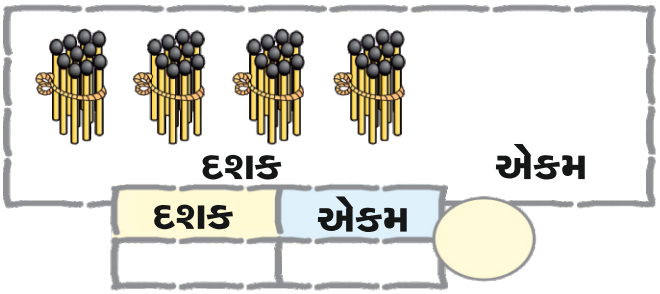

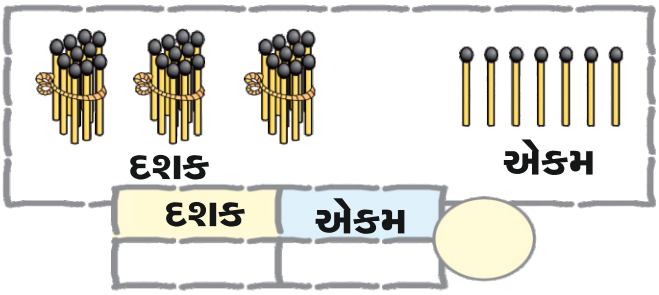

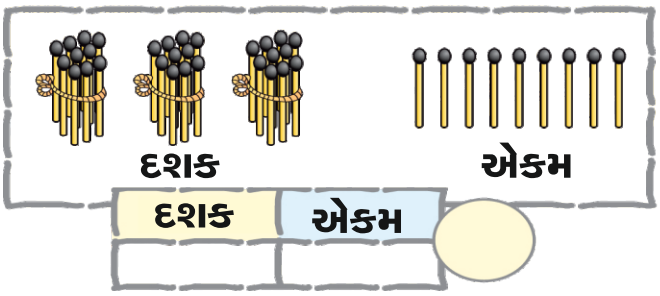

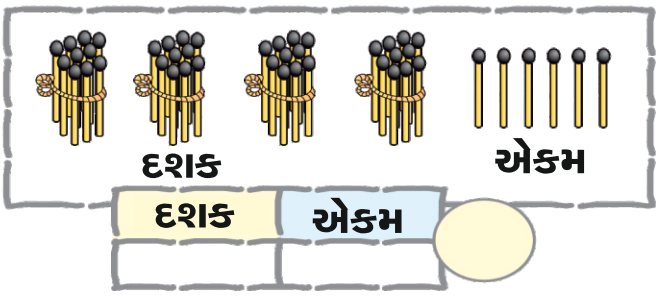

તારીખ : _____

શિક્ષકની સહી : _____

ખાલી જગ્યા પૂરો.

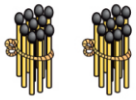	૨ દશક	૧ એકમ	૨૧
	૨ દશક	૨ એકમ	૨૨
	૨ દશક	૩ એકમ	૨૩
	૨ દશક	૪ એકમ	
	૨ દશક	૫ એકમ	
	૨ દશક	૬ એકમ	
	૨ દશક	૭ એકમ	૨૭
	૨ દશક	૮ એકમ	૨૮
	૨ દશક	૯ એકમ	૨૯
	૨ દશક	૧ દસ	૩૦

	૩ દશક	૧ એકમ	૩૧
	૩ દશક	૨ એકમ	
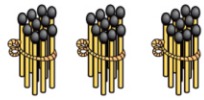	૩ દશક	૩ એકમ	
	૩ દશક	૪ એકમ	
	૩ દશક	૫ એકમ	
	૩ દશક	૬ એકમ	૩૬
	૩ દશક	૭ એકમ	
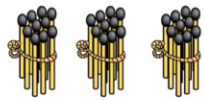	૩ દશક	૮ એકમ	૩૮
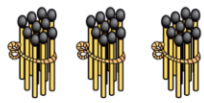	૩ દશક	૯ એકમ	૩૯
	૩ દશક	૧ દસ	૪૦

ખાલી જગ્યા પૂરો.

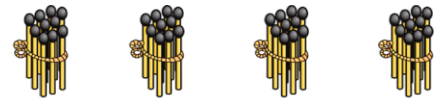

૪ દશક ૧ એકમ ૪૧

૪ દશક ૨ એકમ

૪ દશક ૩ એકમ ૪૩

૪ દશક ૪ એકમ

૪ દશક ૫ એકમ ૪૫

૪ દશક ૬ એકમ

૪ દશક ૭ એકમ ૪૭

૪ દશક ૮ એકમ ૪૮

૪ દશક ૯ એકમ ૪૯

૪ દશક ૧ દસ ૫૦

તારીખ : _____

શિક્ષકની સહી : _____

૨

- △ માં લીલો, ○ માં લાલ, □ માં વાદળી અને ▭ માં પીળો રંગ પૂરો.



ઉપરના ચિત્રમાંથી નીચે દર્શાવેલ આકૃતિઓ ગણો અને તેની સંખ્યા લખો.

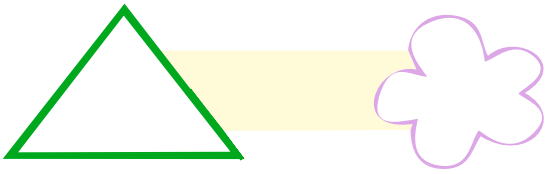

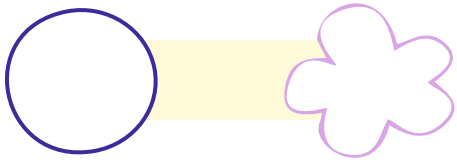



જે આકૃતિની સંખ્યા સૌથી વધારે છે તે દોરો.

જે આકૃતિની સંખ્યા સૌથી ઓછી છે તે દોરો.

આ બાળકો એકબીજાના મિત્રો છે.
દરેક નામના અક્ષર ગણો અને લખો.

૨

નામ	અક્ષરની સંખ્યા
શ બ ન મ	
શ ર દ	
ર ત ન	
ક લ ર વ	
ગ ણ પ ત	
ન વ ર ત ન	
ર બ અ ક બ ર	
મ ગ ન	
અ ન વ ર	

કેટલાં નામને ચાર અક્ષર છે ? ____

કેટલાં નામને પાંચ અક્ષર છે ? ____

કેટલાં નામને છ અક્ષર છે ? ____

કેટલી વાર **૨** મૂળાક્ષરનો ઉપયોગ થયો છે ? ____

મ મૂળાક્ષરનો ઉપયોગ કેટલી વાર થયો છે ? ____

તારીખ : _____

શિક્ષકની સહી : _____

3

દર્શાવ્યા મુજબ આગળ દોરો.

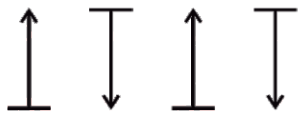

3

દર્શાવ્યા મુજબ આગળ દોરો.



એકમ ૧૧

૪

ખાનામાં યોગ્ય ચિત્ર દોરો.

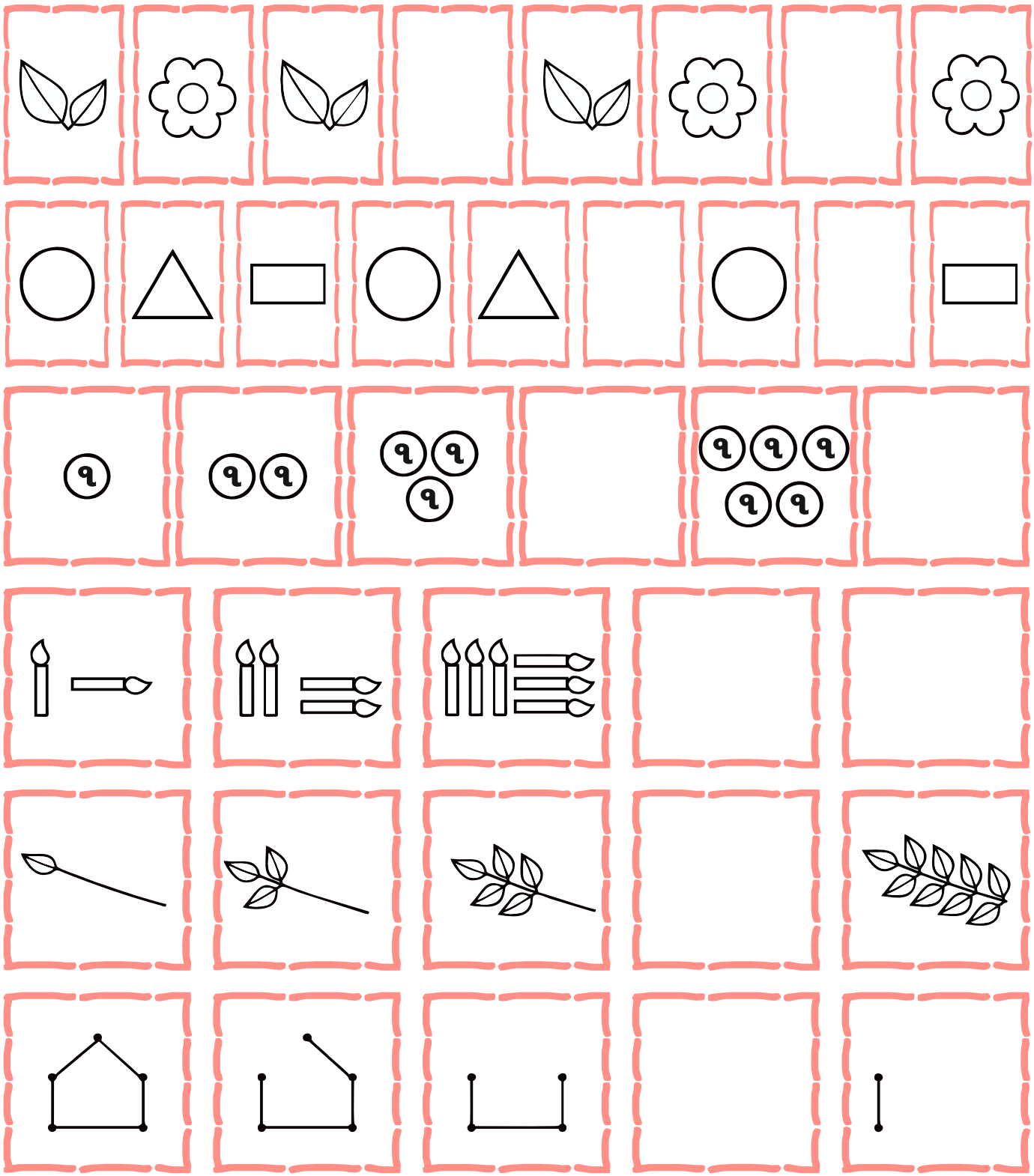

તારીખ : _____

શિક્ષકની સહી : _____

૪

પેટર્ન જુઓ અને ખૂટતી સંખ્યા લખો.



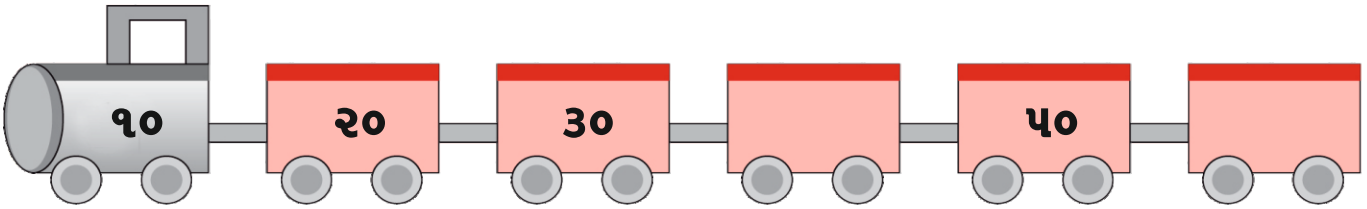



તારીખ : _____

શિક્ષકની સહી : _____

૫

પેટર્ન પૂરી કરો.

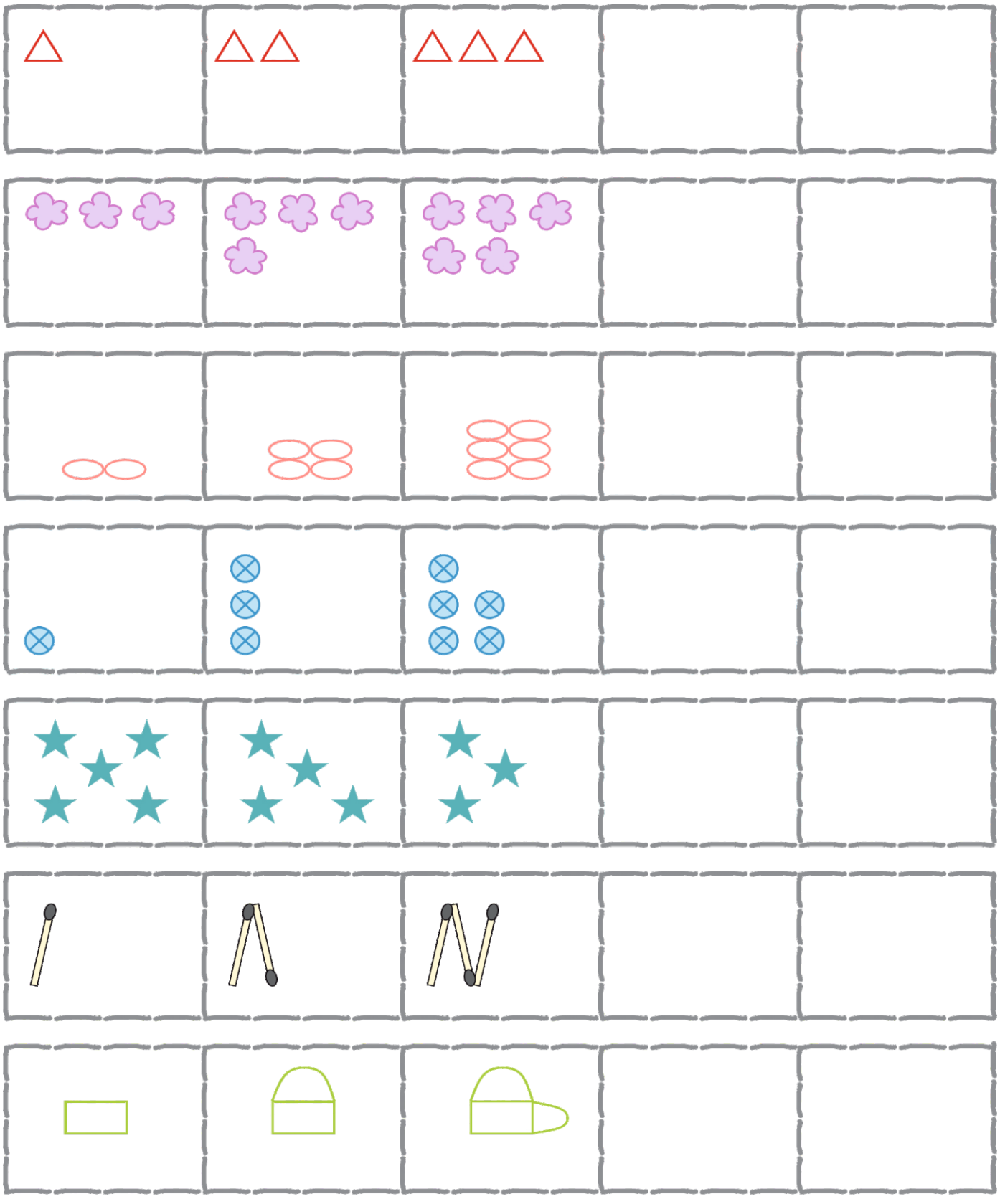

તારીખ : _____

શિક્ષકની સહી : _____

પેટર્ન પૂરી કરો.

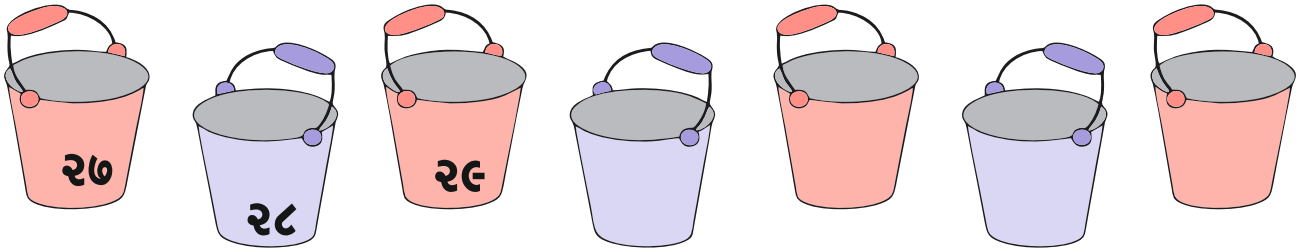



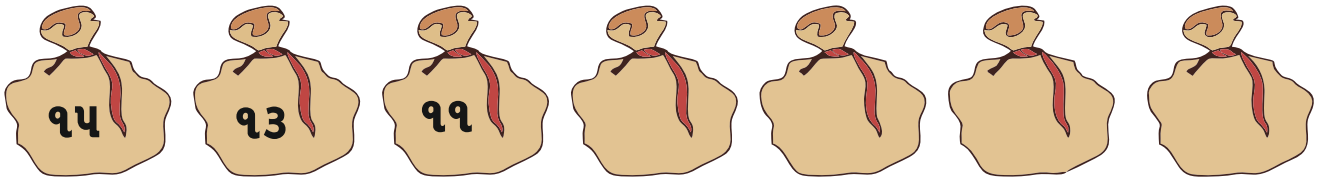

તારીખ : _____

શિક્ષકની સહી : _____

૧

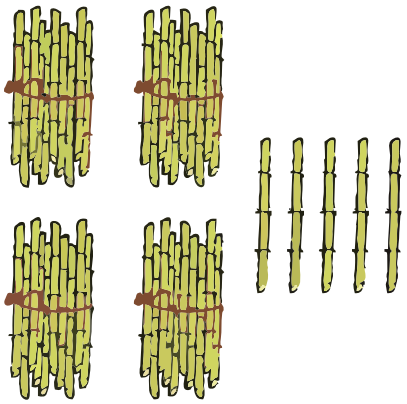

૪૫

સંખ્યા લખો.

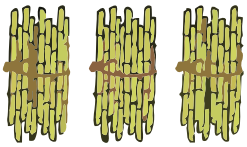

દશક

એકમ

દશક	એકમ

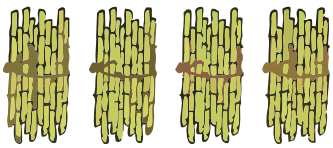

દશક

એકમ

દશક	એકમ

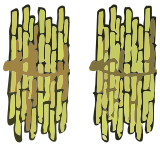

દશક

એકમ

દશક	એકમ

સંખ્યાઓનાં જૂથ અને એકમ દોરો તેમજ દશક-એકમ દર્શાવો.

દશક

એકમ

દશક	એકમ

૪૩

દશક

એકમ

દશક	એકમ

૨૨

3

ખાલી જગ્યા પૂરો.

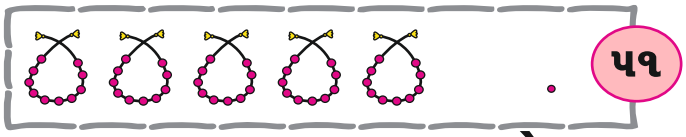

૫૧

૫ દશક ૧ એકમ

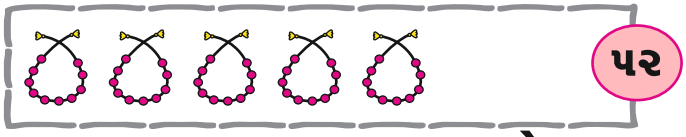

૫૨

૫ દશક ૨ એકમ



૫૩

૫ દશક ૩ એકમ

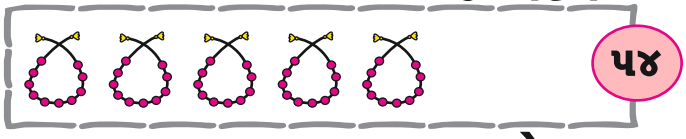

૫૪

૫ દશક ૪ એકમ

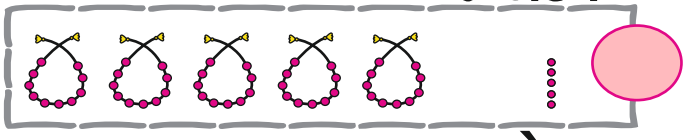

૫ દશક ૫ એકમ

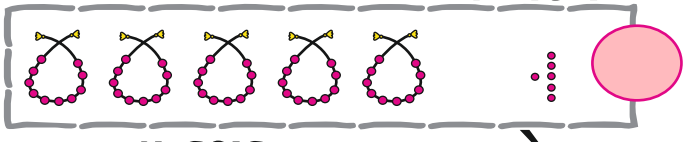

૫ દશક ૬ એકમ

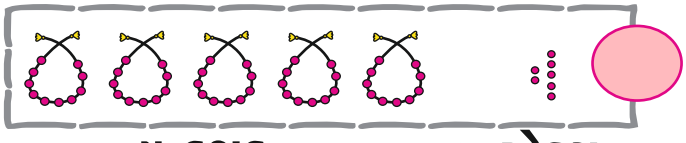

૫ દશક ૭ એકમ

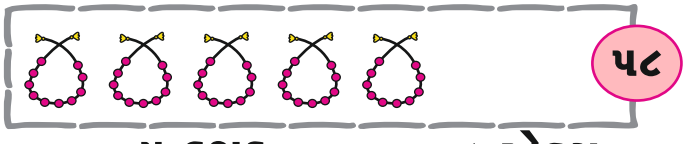

૫૮

૫ દશક ૮ એકમ

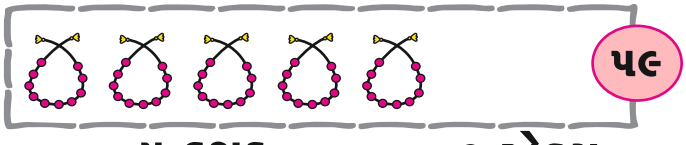

૫૯

૫ દશક ૯ એકમ

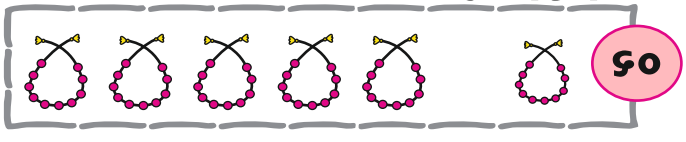

૬૦

૫ દશક ૧ દશક

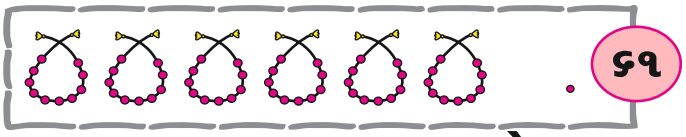

૬૧

૬ દશક ૧ એકમ

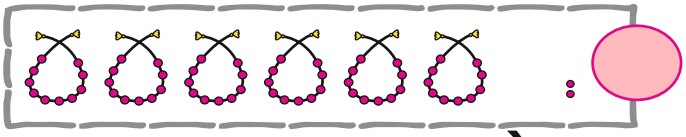

૬ દશક ૨ એકમ

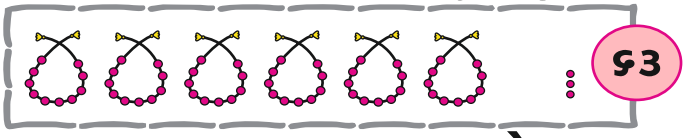

૬૩

૬ દશક ૩ એકમ

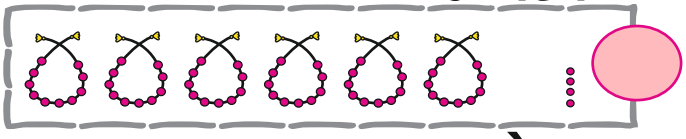

૬ દશક ૪ એકમ

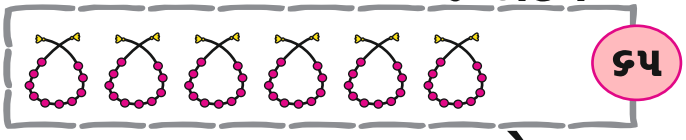

૬૫

૬ દશક ૫ એકમ

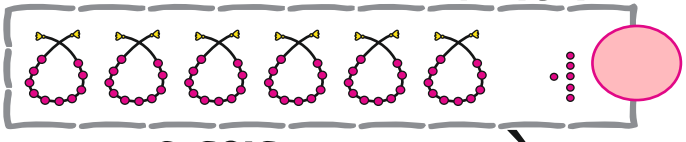

૬ દશક ૬ એકમ

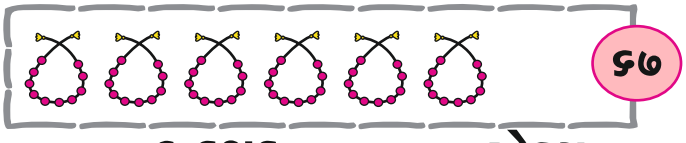

૬૭

૬ દશક ૭ એકમ

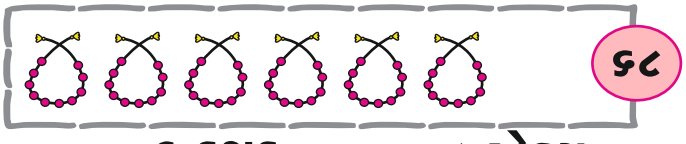

૬૮

૬ દશક ૮ એકમ

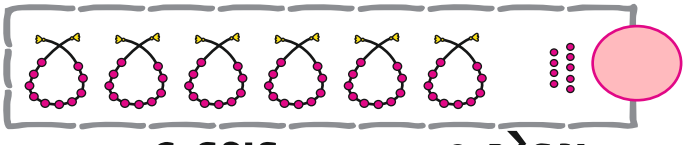

૬ દશક ૯ એકમ

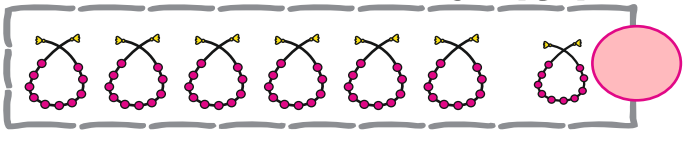

૬ દશક ૧ દશક

૬

ખાલી જગ્યા પૂરો.

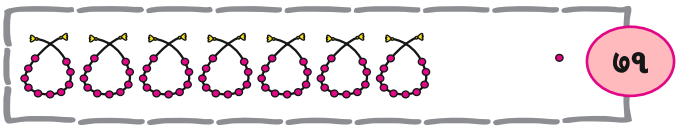

૭૧

૭ દશક ૧ એકમ

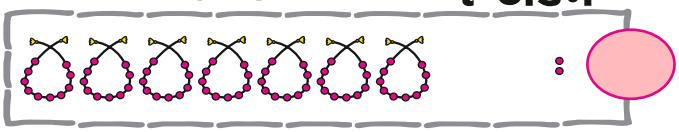

૭ દશક ૨ એકમ

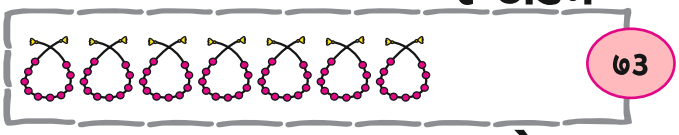

૭૩

૭ દશક ૩ એકમ

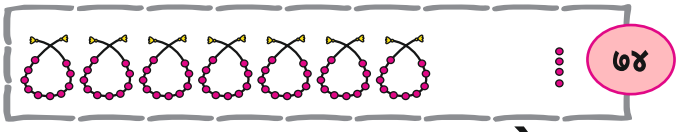

૭૪

૭ દશક ૪ એકમ

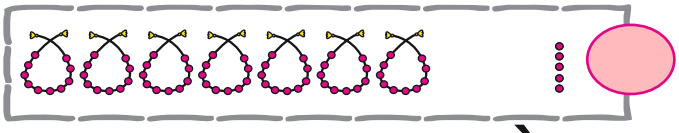

૭ દશક ૫ એકમ

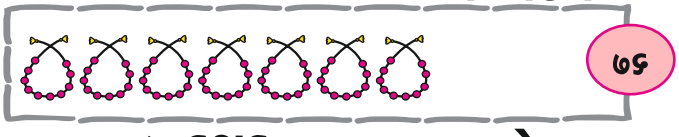

૭૬

૭ દશક ૬ એકમ

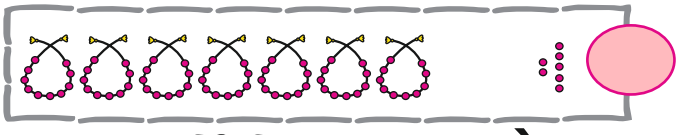

૭ દશક ૭ એકમ

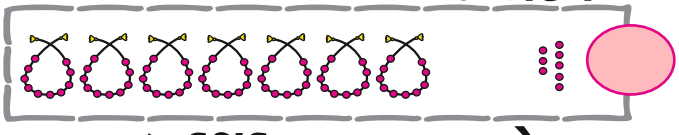

૭ દશક ૮ એકમ

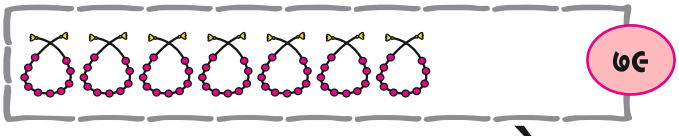

૭૯

૭ દશક ૯ એકમ

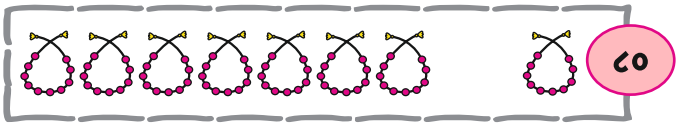

૮૦

૭ દશક ૧ દશક

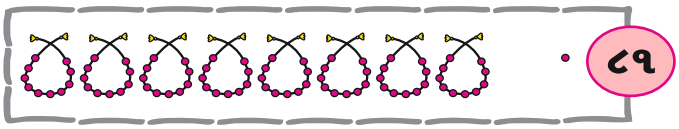

૮૧

૮ દશક ૧ એકમ

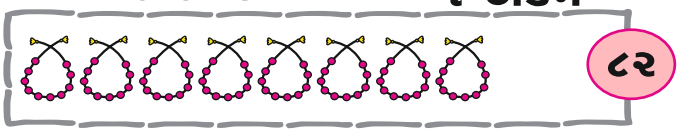

૮૨

૮ દશક ૨ એકમ

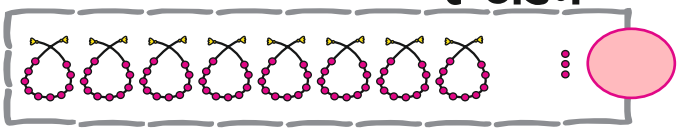

૮ દશક ૩ એકમ

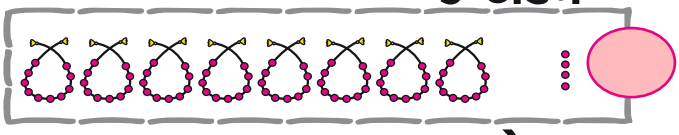

૮૪

૮ દશક ૪ એકમ

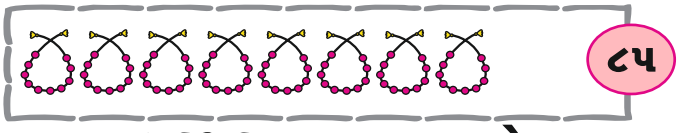

૮૫

૮ દશક ૫ એકમ

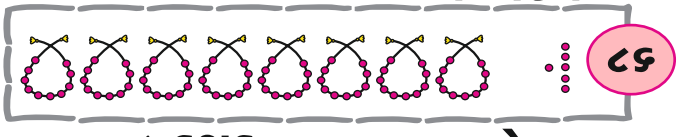

૮૬

૮ દશક ૬ એકમ

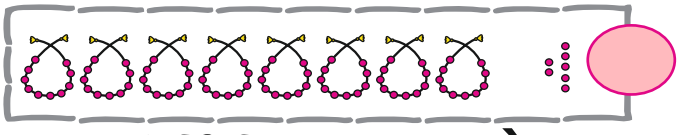

૮ દશક ૭ એકમ

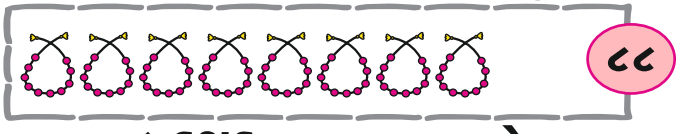

૮૮

૮ દશક ૮ એકમ

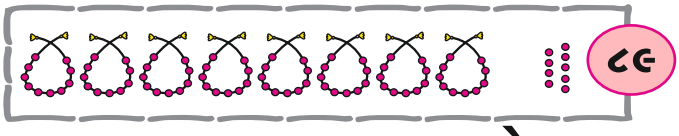

૮૯

૮ દશક ૯ એકમ

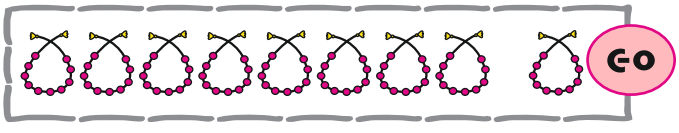

૯૦

૮ દશક ૧ દશક

ખાલી જગ્યા પૂરો.

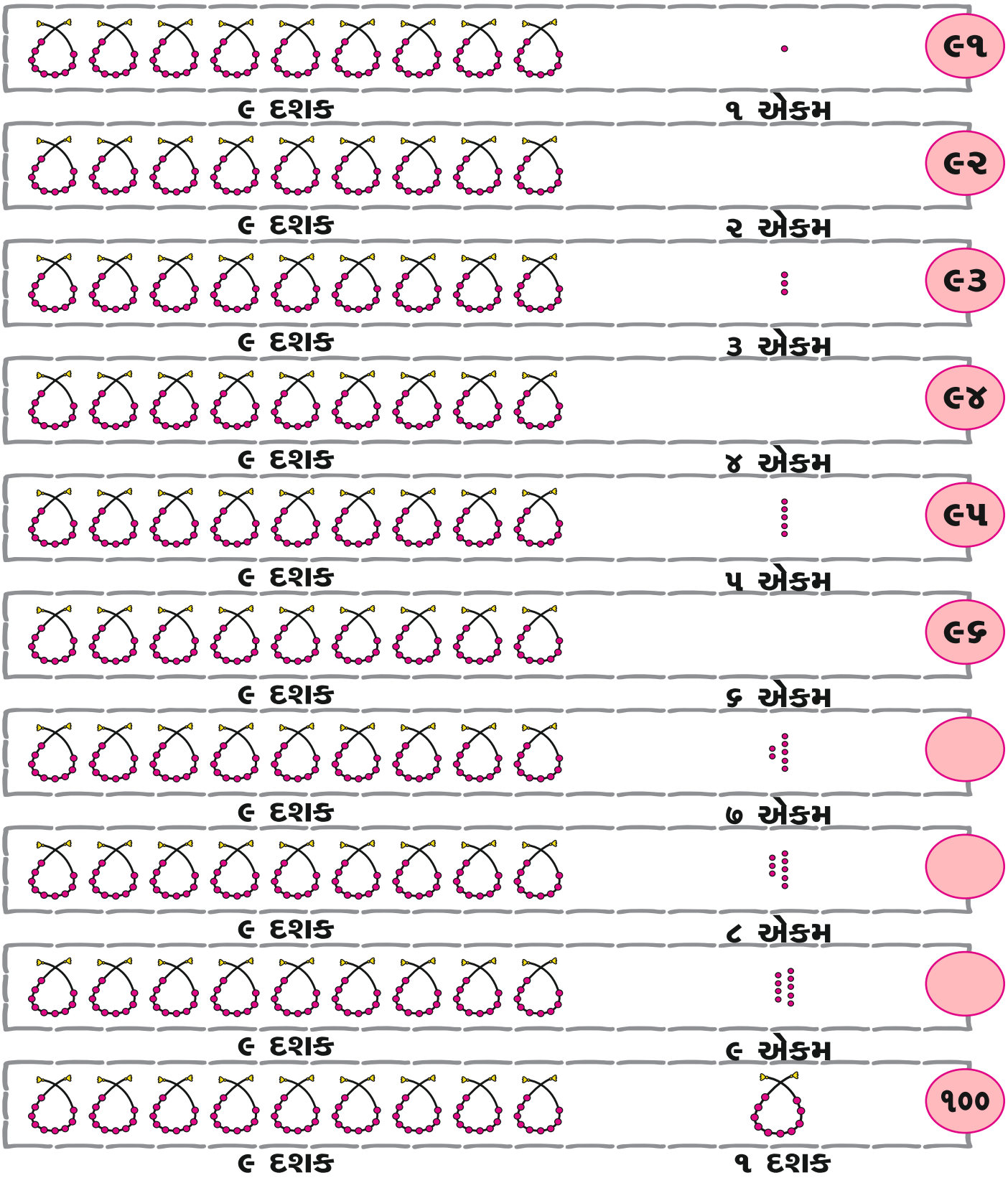
૯૧
૯ દશક ૧ એકમ
૯૨
૯ દશક ૨ એકમ
૯૩
૯ દશક ૩ એકમ
૯૪
૯ દશક ૪ એકમ
૯૫
૯ દશક ૫ એકમ
૯૬
૯ દશક ૬ એકમ
૯ દશક ૭ એકમ
૯ દશક ૮ એકમ
૯ દશક ૯ એકમ
૧૦૦
૯ દશક ૧ દશક

ખૂટતી સંખ્યાઓ લખો.

૧				૫				૯	
૧૧		૧૩				૧૭			
	૨૨		૨૪		૨૯				૩૦
૩૧				૩૫			૩૮		૪૦
	૪૨		૪૪		૪૯			૪૯	
૫૧				૫૫				૫૯	
		૬૩				૬૭			૭૦
૭૧			૭૪				૭૮		
	૮૨	૮૩				૮૭	૮૮		
૯૧	૯૨			૯૫					૧૦૦

ગણો અને ખાલી જગ્યા પૂરો.

૮

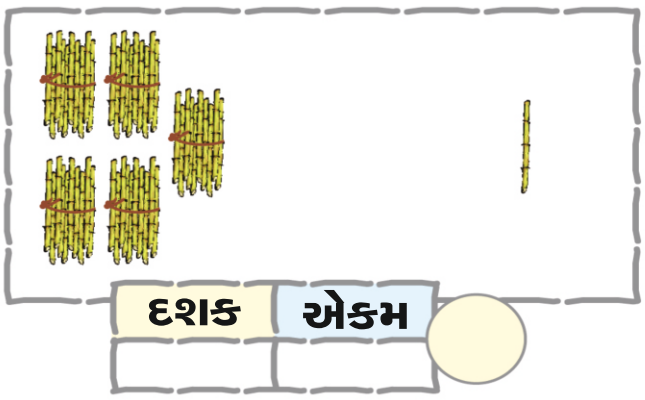

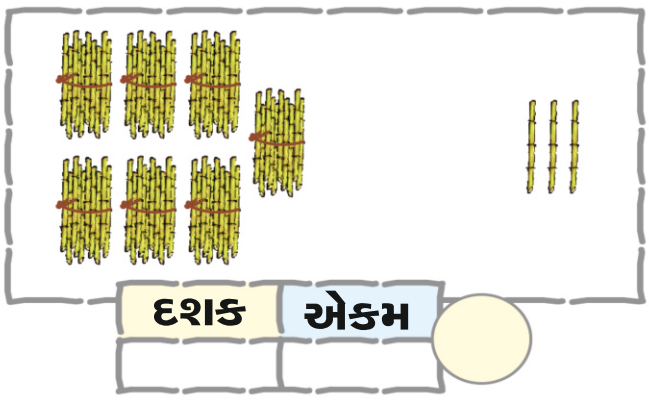

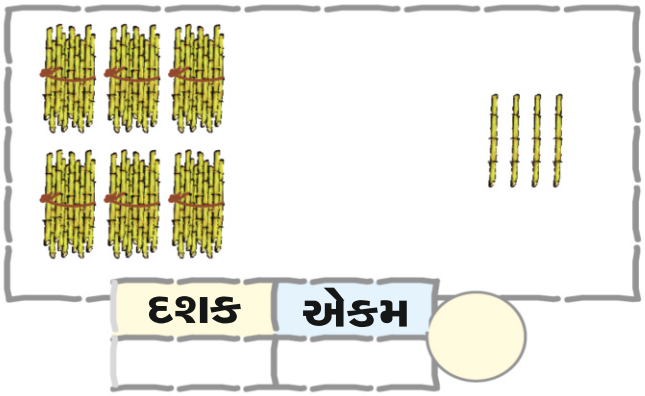

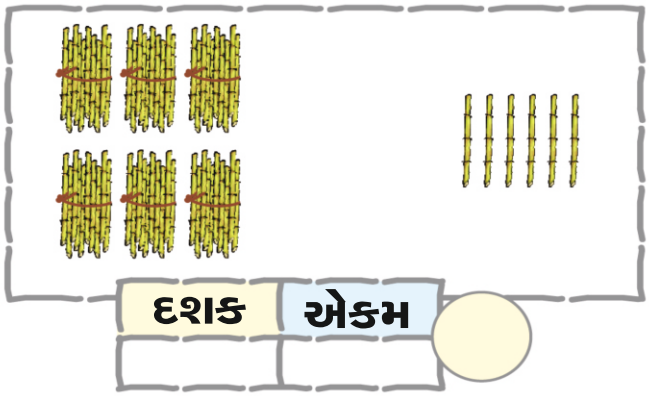

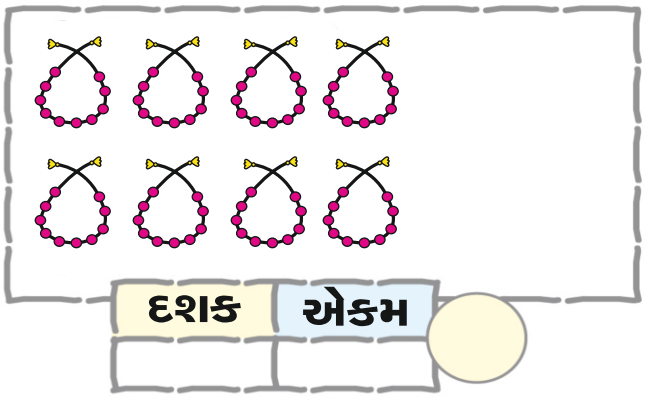

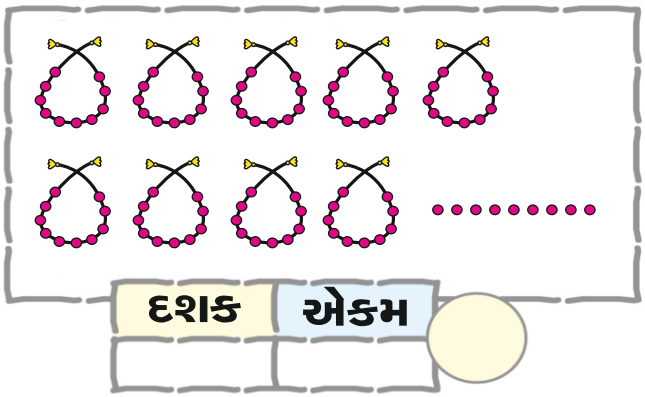

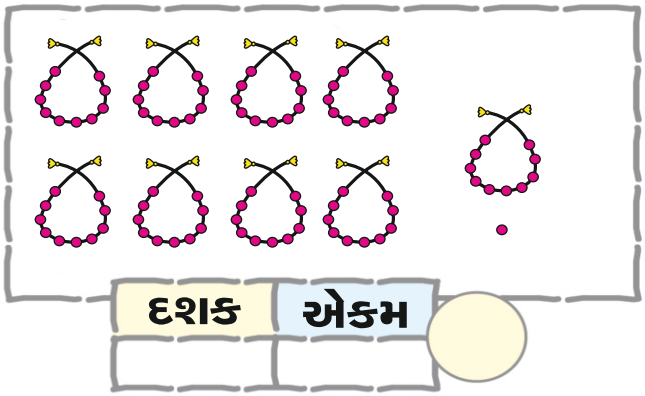

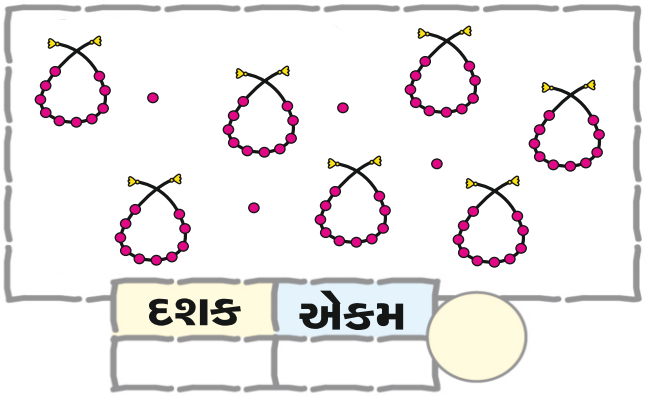

તારીખ : _____

શિક્ષકની સહી : _____

૨

સિક્કાની છાપ પાડો.

INDIA
RUPEE
1



INDIA
RUPEE
1

INDIA
2002

INDIA
RUPEES
2

NATIONAL
INTEGRATION
1997

5
RUPEES
2002

INDIA

10

INDIA

3

આપેલ સિક્કા વડે નીચેની રકમ બનાવો.

૧ રૂપિયો

૨ રૂપિયા

૨ રૂપિયા

૩ રૂપિયા

૩ રૂપિયા

આપેલ સિક્કા વડે નીચેની રકમ બનાવો.

3

૪ રૂપિયા

૪ રૂપિયા

૪ રૂપિયા

૫ રૂપિયા

૫ રૂપિયા

૫ રૂપિયા

૫ રૂપિયા

૪

આપેલ સિક્કા વડે નીચેની રકમ બનાવો.

૬ રૂપિયા

૬ રૂપિયા

૬ રૂપિયા

૬ રૂપિયા

૬ રૂપિયા

આપેલ વસ્તુઓની અંદાજિત કિંમત લખો.

૪

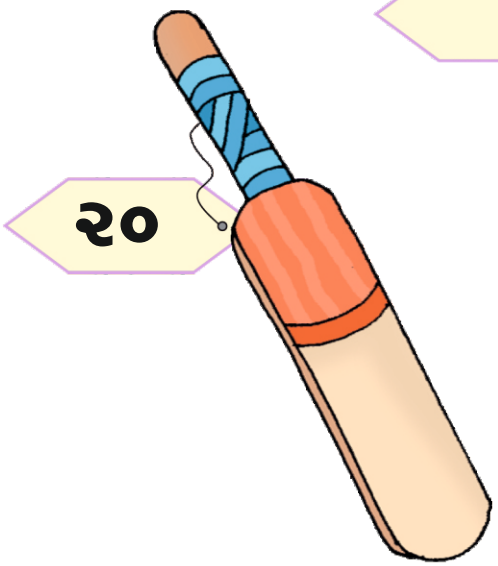

૨૦





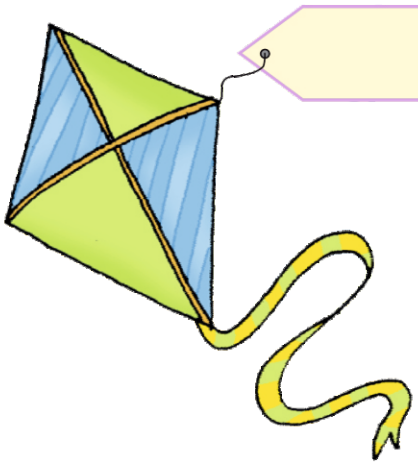

તારીખ : _____

શિક્ષકની સહી : _____

૨

કેટલી સળીઓ છે ?

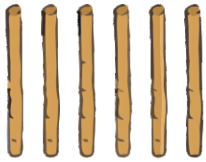





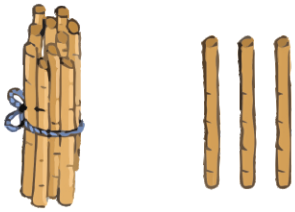

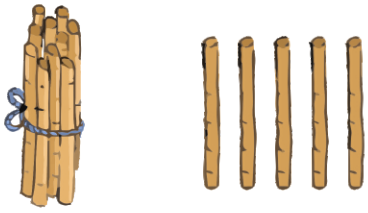





કેટલા મણકા છે ?

૨

:





:

:

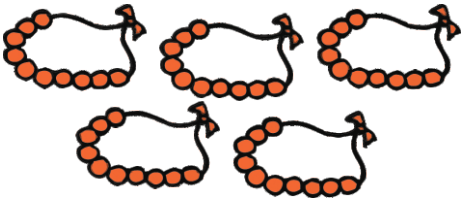



કેળાની કિંમત કેટલી થશે ?





૧ રૂપિયો

રૂપિયા

3

કેટલા એકમ છે ?

કેટલા દશક છે ?



કઈ સંખ્યા નાની છે ?

કઈ સંખ્યા મોટી છે ?

બાદબાકી

3



☐ બકરી



☐ બકરી બહાર જાય છે.



☐ બકરી બાકી રહી

☐ – ☐ = ☐

ચિત્ર જુઓ, તેને આધારે મિત્રને વાર્તા કહો.

કેટલાં બાળક છે ? ☐

કેટલી ટોપલી છે ? ☐

કેટલી ટોપલી તૈયાર થઈ છે ? ☐

ફનપેજ-૧



	૩
	
	

	
	
	
	

ફનપેજ-૨

બંને ચિત્રોમાં જુદું હોય તેના પર ◯ દોરો.



તારીખ : _____
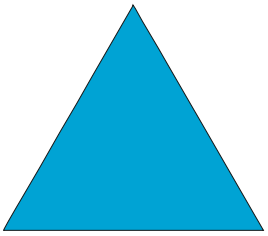
શિક્ષકની સહી : _____